



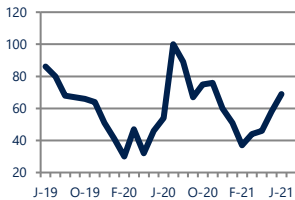
Focus On: Lansdale Housing Market

June 2021

Zip Code(s): 19446 and 19490

Units Sold

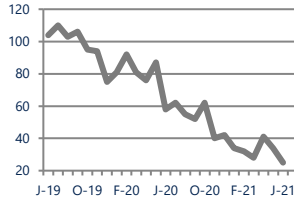
69



Up 28%
Vs. Year Ago

Active Inventory

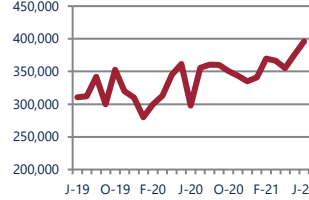
25



Down -57%
Vs. Year Ago

Median Sale Price

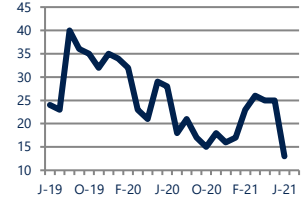
\$396,000



Up 33%
Vs. Year Ago

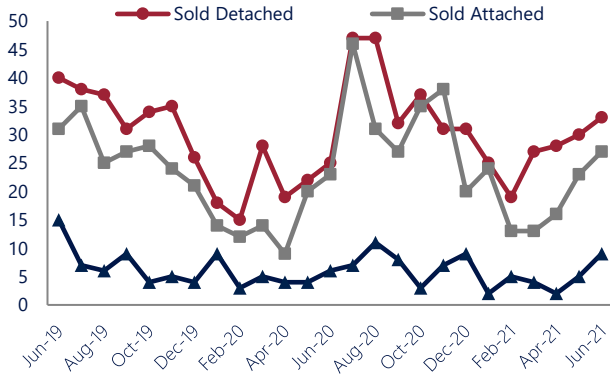
Days On Market

13



Down -54%
Vs. Year Ago

Units Sold*



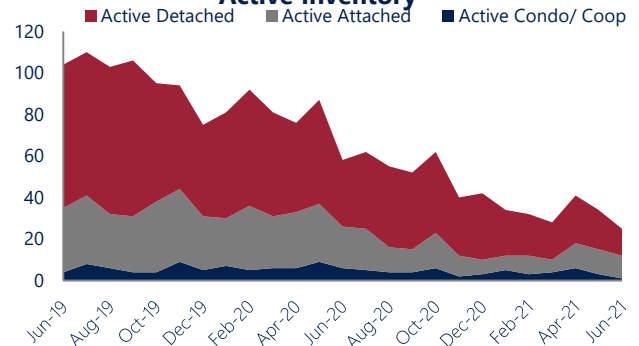
Units Sold

There was an increase in total units sold in June, with 69 sold this month in Lansdale versus 58 last month, an increase of 19%. This month's total units sold was higher than at this time last year, an increase of 28% versus June 2020.

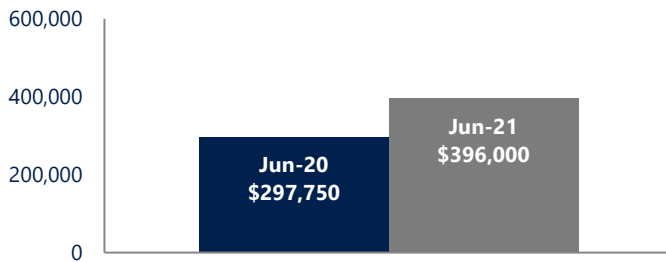
Active Inventory

Versus last year, the total number of homes available this month is lower by 33 units or 57%. The total number of active inventory this June was 25 compared to 58 in June 2020. This month's total of 25 is lower than the previous month's total supply of available inventory of 34, a decrease of 26%.

Active Inventory*



Median Sale Price



Median Sale Price

Last June, the median sale price for Lansdale Homes was \$297,750. This June, the median sale price was \$396,000, an increase of \$98,250 compared to last year. The current median sold price is higher than in May.

Median sale price is the middle sale price in a given month. The same number of properties are above & below the median.

Lansdale are defined as properties listed in zip code/s 19446 and 19490.

*Detached, Attached, and Condo varies by local area Multiple Listing Service (MLS) definition. For more information regarding your specific market, contact one of Long & Foster's knowledgeable and experienced sales associates. Information included in this report is based on data supplied by BRIGHTMLS and its member Association(s) of REALTORS, who are not responsible for its accuracy. Does not reflect all activity in the marketplace. Information contained in this report is deemed reliable but not guaranteed, should be independently verified, and does not constitute an opinion of BRIGHTMLS or Long & Foster Real Estate, Inc.





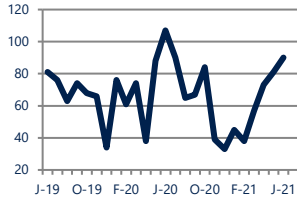
Focus On: Lansdale Housing Market

June 2021

Zip Code(s): 19446 and 19490

New Listings

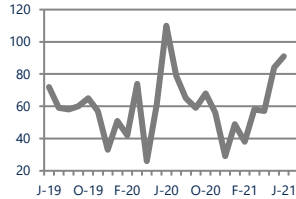
90



Down -16%
Vs. Year Ago

Current Contracts

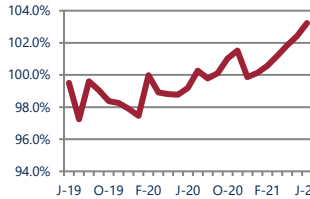
91



Down -17%
Vs. Year Ago

Sold Vs. List Price

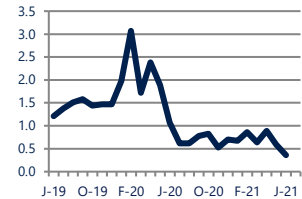
103.2%



Up 4.1%
Vs. Year Ago

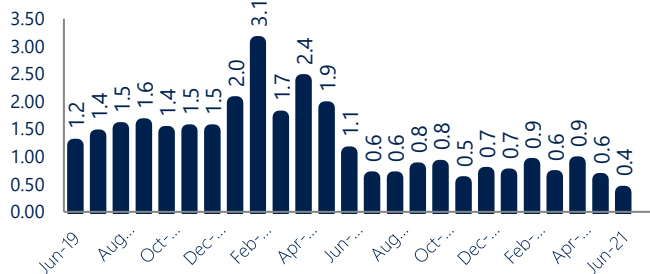
Months of Supply

0.4



Down -66%
Vs. Year Ago

Months of Supply



Months of Supply

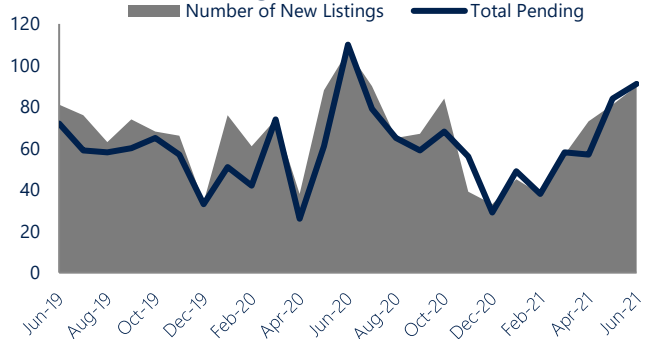
In June, there was 0.4 months of supply available in Lansdale, compared to 1.1 in June 2020. That is a decrease of 66% versus a year ago.

Months of supply is calculated by dividing current inventory by current sales. It indicates how many months would be needed to sell all of the inventory available at the current rate of demand.

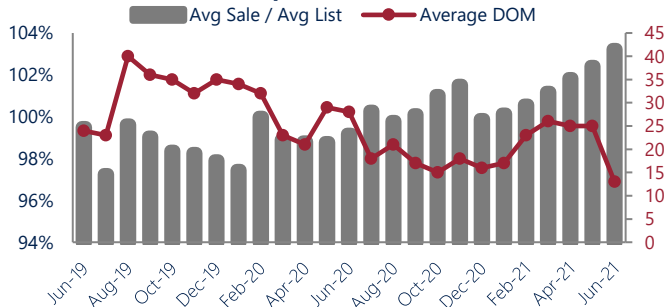
New Listings & Current Contracts

This month there were 90 homes newly listed for sale in Lansdale compared to 107 in June 2020, a decrease of 16%. There were 91 current contracts pending sale this June compared to 110 a year ago. The number of current contracts is 17% lower than last June.

New Listings & Current Contracts



Sale Price/ List Price & DOM



Sale Price to List Price Ratio

In June, the average sale price in Lansdale was 103.2% of the average list price, which is 4.1% higher than at this time last year.

Days On Market

This month, the average number of days on market was 13, lower than the average last year, which was 28, a decrease of 54%.



Lansdale are defined as properties listed in zip code/s 19446 and 19490.

*Detached, Attached, and Condo varies by local area Multiple Listing Service (MLS) definition. For more information regarding your specific market, contact one of Long & Foster's knowledgeable and experienced sales associates.

Information included in this report is based on data supplied by BRIGHTMLS and its member Association(s) of REALTORS, who are not responsible for its accuracy. Does not reflect all activity in the marketplace. Information contained in this report is deemed reliable but not guaranteed, should be independently verified, and does not constitute an opinion of BRIGHTMLS or Long & Foster Real Estate, Inc.

