



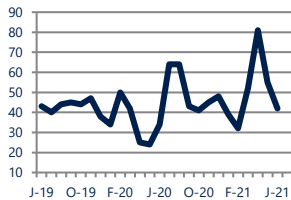
Focus On: Kingsessing Housing Market

June 2021

Zip Code(s): 19143

Units Sold

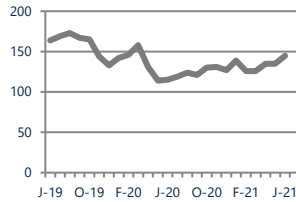
42



Up 24%
Vs. Year Ago

Active Inventory

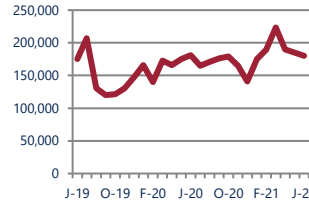
145



Up 26%
Vs. Year Ago

Median Sale Price

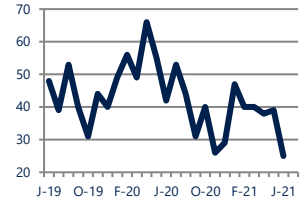
\$180,000



Down -1%
Vs. Year Ago

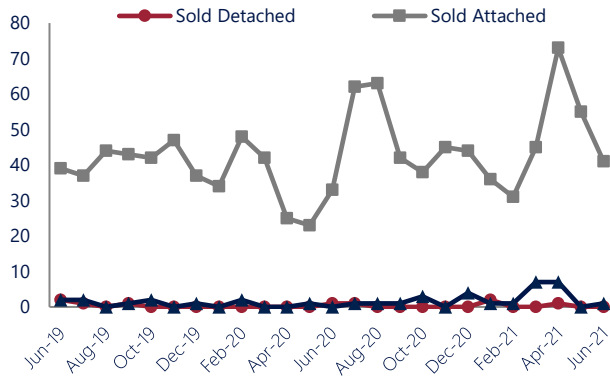
Days On Market

25



Down -40%
Vs. Year Ago

Units Sold*



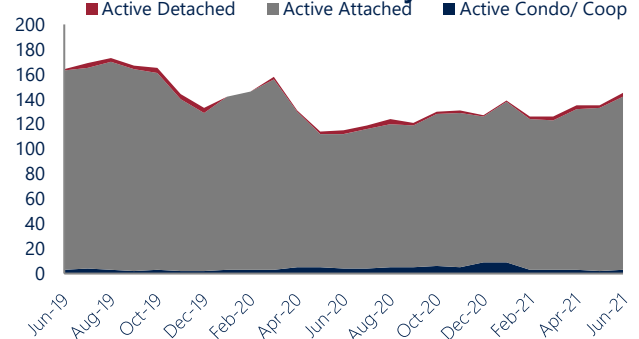
Units Sold

There was a decrease in total units sold in June, with 42 sold this month in Kingsessing versus 55 last month, a decrease of 24%. This month's total units sold was higher than at this time last year, an increase of 24% versus June 2020.

Active Inventory

Versus last year, the total number of homes available this month is higher by 30 units or 26%. The total number of active inventory this June was 145 compared to 115 in June 2020. This month's total of 145 is higher than the previous month's total supply of available inventory of 135, an increase of 7%.

Active Inventory*



Median Sale Price



Median Sale Price

Last June, the median sale price for Kingsessing Homes was \$181,000. This June, the median sale price was \$180,000, a decrease of 1% or \$1,000 compared to last year. The current median sold price is 3% lower than in May.

Median sale price is the middle sale price in a given month. The same number of properties are above & below the median.

Kingsessing are defined as properties listed in zip code/s 19143.

*Detached, Attached, and Condo varies by local area Multiple Listing Service (MLS) definition. For more information regarding your specific market, contact one of Long & Foster's knowledgeable and experienced sales associates. Information included in this report is based on data supplied by BRIGHTMLS and its member Association(s) of REALTORS, who are not responsible for its accuracy. Does not reflect all activity in the marketplace. Information contained in this report is deemed reliable but not guaranteed, should be independently verified, and does not constitute an opinion of BRIGHTMLS or Long & Foster Real Estate, Inc.





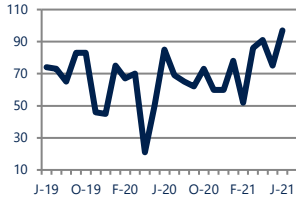
Focus On: **Kingsessing Housing Market**

June 2021

Zip Code(s): 19143

New Listings

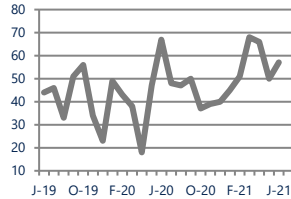
97



Up 14%
Vs. Year Ago

Current Contracts

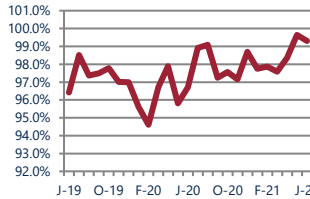
57



Down -15%
Vs. Year Ago

Sold Vs. List Price

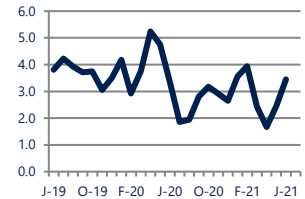
99.3%



Up 2.7%
Vs. Year Ago

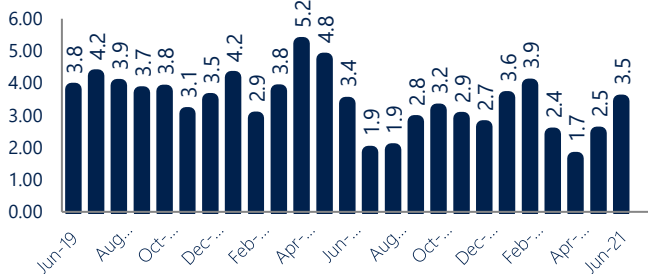
Months of Supply

3.5



No Change
Vs. Year Ago

Months Of Supply



Months of Supply

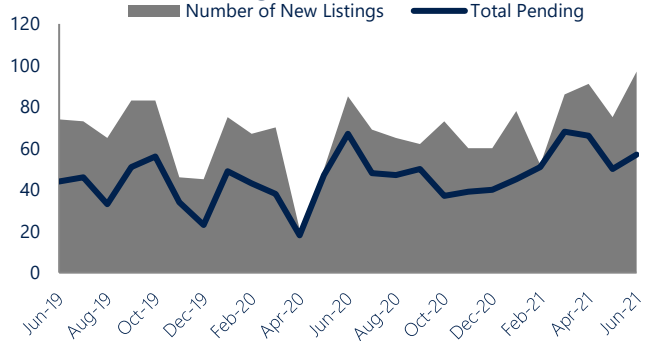
In June, there was 3.5 months of supply available in Kingsessing. The amount of supply is similar compared to a year ago.

Months of supply is calculated by dividing current inventory by current sales. It indicates how many months would be needed to sell all of the inventory available at the current rate of demand.

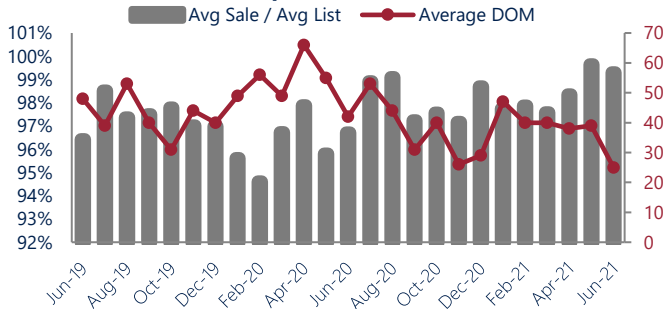
New Listings & Current Contracts

This month there were 97 homes newly listed for sale in Kingsessing compared to 85 in June 2020, an increase of 14%. There were 57 current contracts pending sale this June compared to 67 a year ago. The number of current contracts is 15% lower than last June.

New Listings & Current Contracts



Sale Price/ List Price & DOM



Sale Price to List Price Ratio

In June, the average sale price in Kingsessing was 99.3% of the average list price, which is 2.6% higher than at this time last year.

Days On Market

This month, the average number of days on market was 25, lower than the average last year, which was 42, a decrease of 40%.



Kingsessing are defined as properties listed in zip code/s 19143.

*Detached, Attached, and Condo varies by local area Multiple Listing Service (MLS) definition. For more information regarding your specific market, contact one of Long & Foster's knowledgeable and experienced sales associates.

Information included in this report is based on data supplied by BRIGHTMLS and its member Association(s) of REALTORS, who are not responsible for its accuracy. Does not reflect all activity in the marketplace. Information contained in this report is deemed reliable but not guaranteed, should be independently verified, and does not constitute an opinion of BRIGHTMLS or Long & Foster Real Estate, Inc.

