



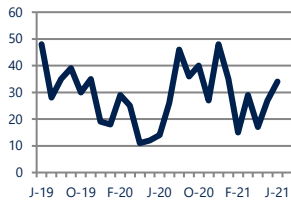
## Focus On: Holme Circle Housing Market

June 2021

Zip Code(s): 19152

### Units Sold

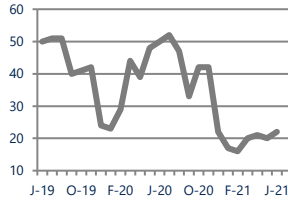
34



Up  
Vs. Year Ago

### Active Inventory

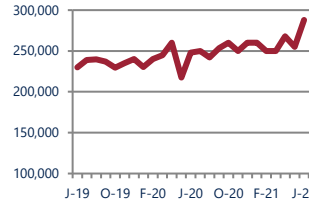
22



Down -56%  
Vs. Year Ago

### Median Sale Price

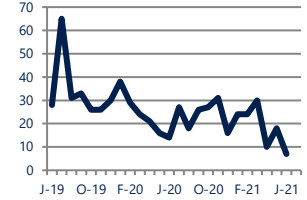
\$287,950



Up 16%  
Vs. Year Ago

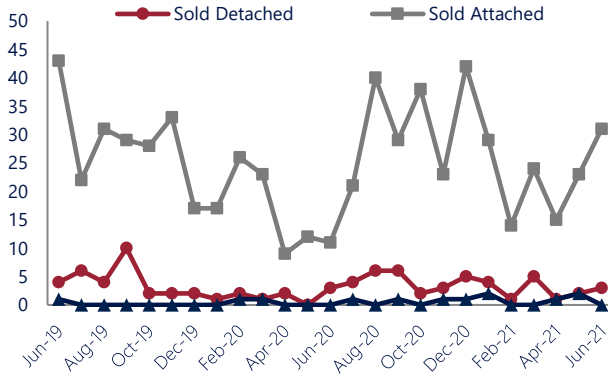
### Days On Market

7



Down  
Vs. Year Ago

### Units Sold\*



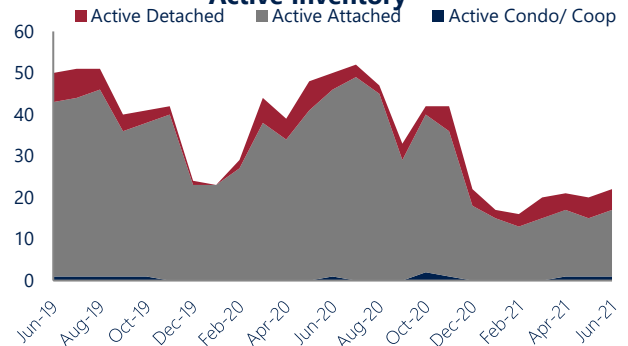
### Units Sold

With relatively few transactions, there was an increase in total units sold in June, with 34 sold this month in Holme Circle. This month's total units sold was higher than at this time last year, an increase from June 2020.

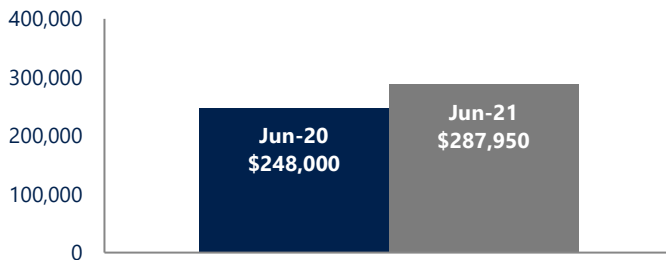
### Active Inventory

Versus last year, the total number of homes available this month is lower by 28 units or 56%. The total number of active inventory this June was 22 compared to 50 in June 2020. This month's total of 22 is higher than the previous month's total supply of available inventory of 20, an increase of 10%.

### Active Inventory\*



### Median Sale Price



### Median Sale Price

Last June, the median sale price for Holme Circle Homes was \$248,000. This June, the median sale price was \$287,950, an increase of 16% or \$39,950 compared to last year. The current median sold price is 13% higher than in May.

Median sale price is the middle sale price in a given month. The same number of properties are above & below the median.

Holme Circle are defined as properties listed in zip code/s 19152.

\*Detached, Attached, and Condo varies by local area Multiple Listing Service (MLS) definition. For more information regarding your specific market, contact one of Long & Foster's knowledgeable and experienced sales associates. Information included in this report is based on data supplied by BRIGHTMLS and its member Association(s) of REALTORS, who are not responsible for its accuracy. Does not reflect all activity in the marketplace. Information contained in this report is deemed reliable but not guaranteed, should be independently verified, and does not constitute an opinion of BRIGHTMLS or Long & Foster Real Estate, Inc.





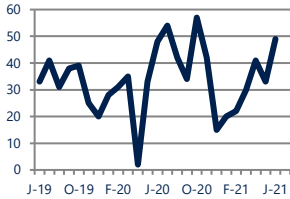
Focus On: **Holme Circle Housing Market**

June 2021

Zip Code(s): 19152

**New Listings**

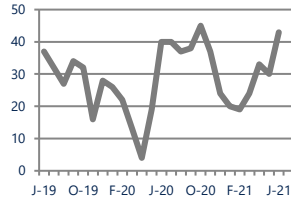
49



**Up 2%**  
Vs. Year Ago

**Current Contracts**

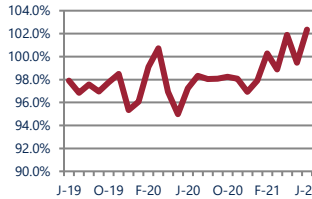
43



**Up 7%**  
Vs. Year Ago

**Sold Vs. List Price**

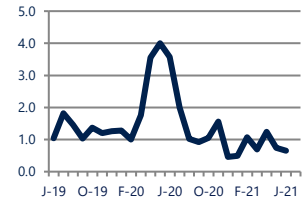
102.4%



**Up**  
Vs. Year Ago

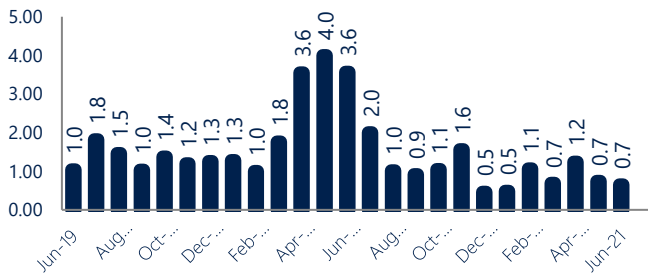
**Months of Supply**

0.7



**Down -82%**  
Vs. Year Ago

**Months Of Supply**



**Months of Supply**

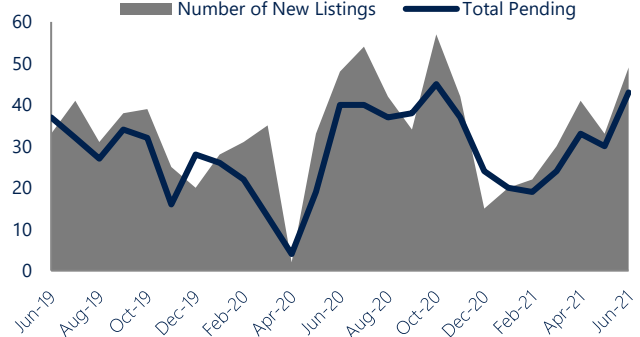
In June, there was 0.6 months of supply available in Holme Circle, compared to 3.6 in June 2020. That is a decrease of 82% versus a year ago.

Months of supply is calculated by dividing current inventory by current sales. It indicates how many months would be needed to sell all of the inventory available at the current rate of demand.

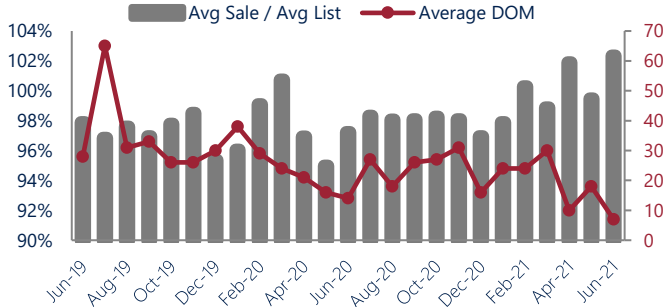
**New Listings & Current Contracts**

This month there were 49 homes newly listed for sale in Holme Circle compared to 48 in June 2020, an increase of 2%. There were 43 current contracts pending sale this June compared to 40 a year ago. The number of current contracts is 8% higher than last June.

**New Listings & Current Contracts**



**Sale Price/ List Price & DOM**



**Sale Price to List Price Ratio**

In June, the average sale price in Holme Circle was 102.4% of the average list price, which is higher than at this time last year.

**Days On Market**

This month, the average number of days on market was 7, lower than the average last year, which was 14. This decrease was impacted by the limited number of sales.



Holme Circle are defined as properties listed in zip code/s 19152.

\*Detached, Attached, and Condo varies by local area Multiple Listing Service (MLS) definition. For more information regarding your specific market, contact one of Long & Foster's knowledgeable and experienced sales associates.

Information included in this report is based on data supplied by BRIGHTMLS and its member Association(s) of REALTORS, who are not responsible for its accuracy. Does not reflect all activity in the marketplace. Information contained in this report is deemed reliable but not guaranteed, should be independently verified, and does not constitute an opinion of BRIGHTMLS or Long & Foster Real Estate, Inc.

