



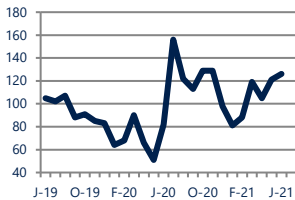
Focus On: Hanover, Spring Grove, and Glenville Housing Market

June 2021

Zip Code(s): 17331, 17362, 17329 and 17311

Units Sold

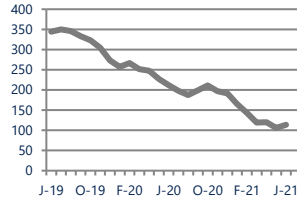
126



Up
Vs. Year Ago

Active Inventory

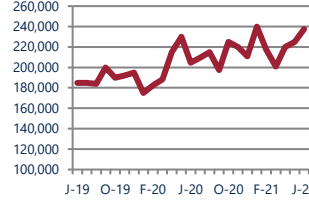
114



Down -46%
Vs. Year Ago

Median Sale Price

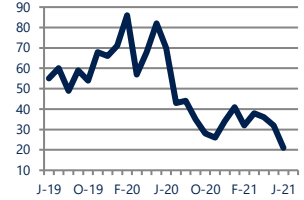
\$237,380



Up 16%
Vs. Year Ago

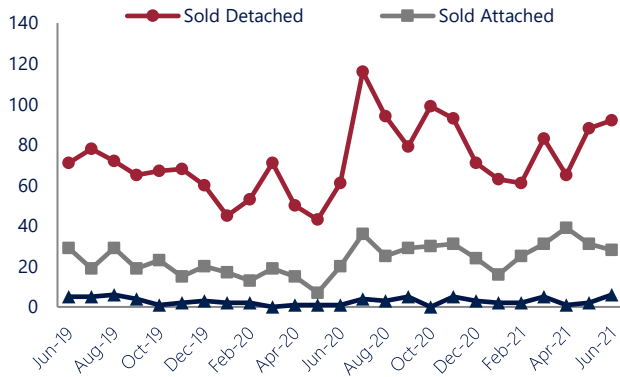
Days On Market

21



Down -70%
Vs. Year Ago

Units Sold*



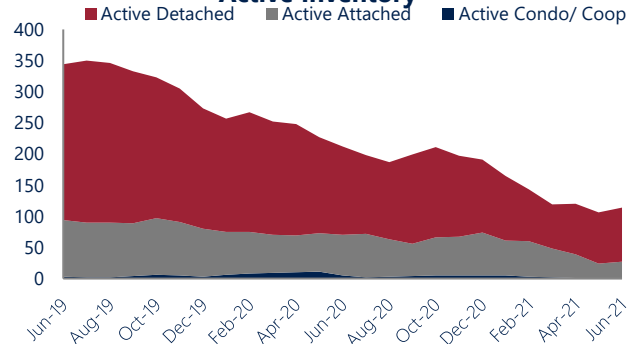
Units Sold

There was an increase in total units sold in June, with 126 sold this month in Hanover, Spring Grove, and Glenville. This month's total units sold was higher than at this time last year.


Active Inventory

Versus last year, the total number of homes available this month is lower by 98 units or 46%. The total number of active inventory this June was 114 compared to 212 in June 2020. This month's total of 114 is higher than the previous month's total supply of available inventory of 106, an increase of 8%.

Active Inventory*



Median Sale Price



Median Sale Price

Last June, the median sale price for Hanover, Spring Grove, and Glenville Homes was \$204,718. This June, the median sale price was \$237,380, an increase of 16% or \$32,662 compared to last year. The current median sold price is 6% higher than in May.

Median sale price is the middle sale price in a given month. The same number of properties are above & below the median.

Hanover, Spring Grove, and Glenville are defined as properties listed in zip code/s 17331, 17362, 17329 and 17311.

*Detached, Attached, and Condo varies by local area Multiple Listing Service (MLS) definition. For more information regarding your specific market, contact one of Long & Foster's knowledgeable and experienced sales associates.

Information included in this report is based on data supplied by BRIGHTMLS and its member Association(s) of REALTORS, who are not responsible for its accuracy. Does not reflect all activity in the marketplace. Information contained in this report is deemed reliable but not guaranteed, should be independently verified, and does not constitute an opinion of BRIGHTMLS or Long & Foster Real Estate, Inc.

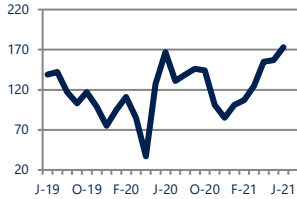




Zip Code(s): 17331, 17362, 17329 and 17311

New Listings

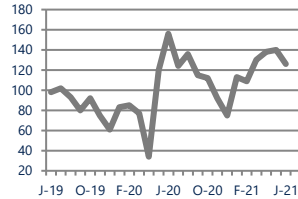
173



Up 4%
Vs. Year Ago

Current Contracts

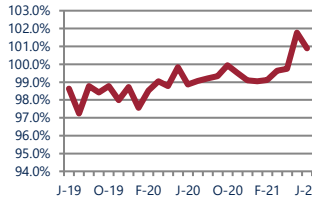
126



Down -19%
Vs. Year Ago

Sold Vs. List Price

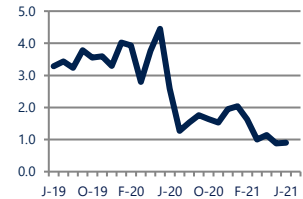
100.9%



Up 2.1%
Vs. Year Ago

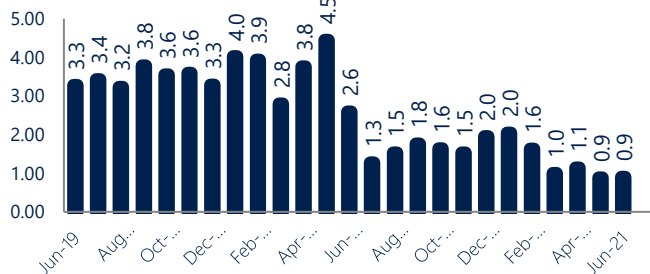
Months of Supply

0.9



Down -65%
Vs. Year Ago

Months Of Supply



New Listings & Current Contracts

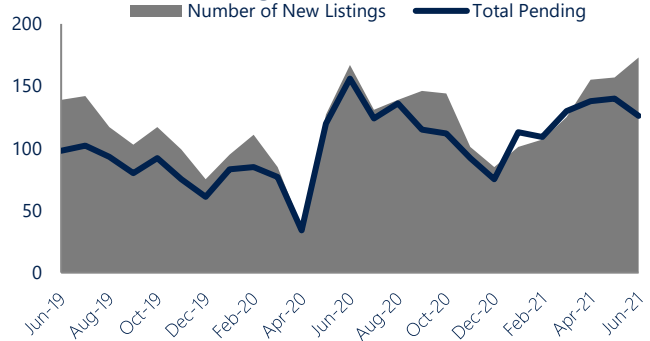
This month there were 173 homes newly listed for sale in Hanover, Spring Grove, and Glenville compared to 167 in June 2020, an increase of 4%. There were 126 current contracts pending sale this June compared to 156 a year ago. The number of current contracts is 19% lower than last June.

Months of Supply

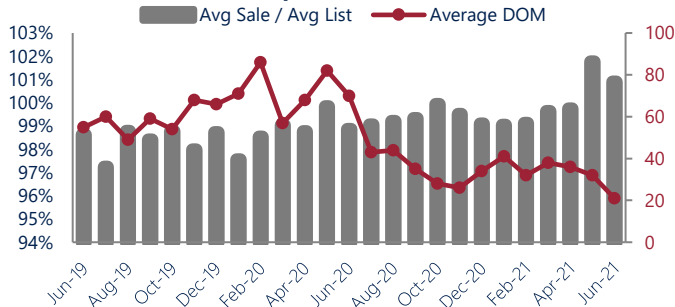
In June, there was 0.9 months of supply available in Hanover, Spring Grove, and Glenville, compared to 2.6 in June 2020. That is a decrease of 65% versus a year ago.

Months of supply is calculated by dividing current inventory by current sales. It indicates how many months would be needed to sell all of the inventory available at the current rate of demand.

New Listings & Current Contracts



Sale Price/ List Price & DOM



Sale Price to List Price Ratio

In June, the average sale price in Hanover, Spring Grove, and Glenville was 100.9% of the average list price, which is 2.0% higher than at this time last year.

Days On Market

This month, the average number of days on market was 21, lower than the average last year, which was 70, a decrease of 70%.

Hanover, Spring Grove, and Glenville are defined as properties listed in zip code/s 17331, 17362, 17329 and 17311.

*Detached, Attached, and Condo varies by local area Multiple Listing Service (MLS) definition. For more information regarding your specific market, contact one of Long & Foster's knowledgeable and experienced sales associates.

Information included in this report is based on data supplied by BRIGHTMLS and its member Association(s) of REALTORS, who are not responsible for its accuracy. Does not reflect all activity in the marketplace. Information contained in this report is deemed reliable but not guaranteed, should be independently verified, and does not constitute an opinion of BRIGHTMLS or Long & Foster Real Estate, Inc.

