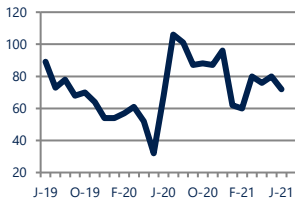




Zip Code(s): 17403, 17401, 17407 and 17405

Units Sold

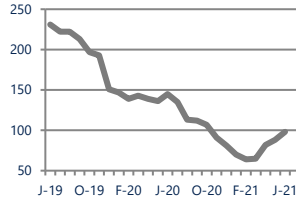
72



Up 6%
Vs. Year Ago

Active Inventory

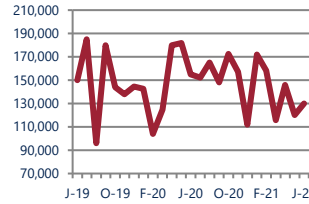
98



Down -32%
Vs. Year Ago

Median Sale Price

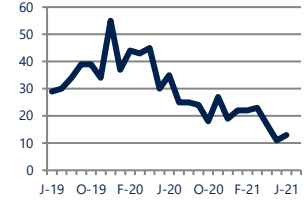
\$130,000



Down -16%
Vs. Year Ago

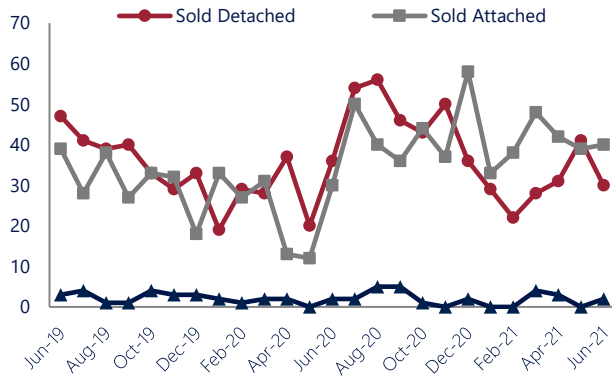
Days On Market

13



Down -63%
Vs. Year Ago

Units Sold*



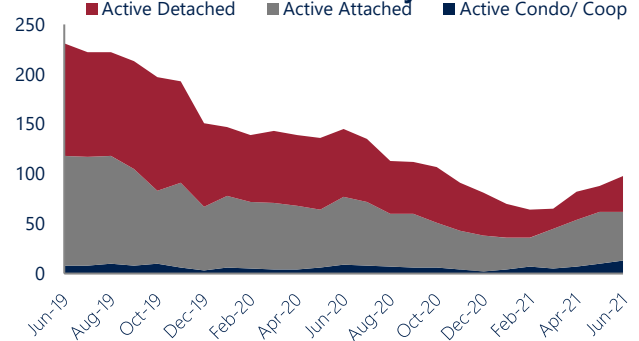
Units Sold

There was a decrease in total units sold in June, with 72 sold this month in Downtown York, Valley View, and Jacobus versus 80 last month, a decrease of 10%. This month's total units sold was higher than at this time last year, an increase of 6% versus June 2020.

Active Inventory

Versus last year, the total number of homes available this month is lower by 47 units or 32%. The total number of active inventory this June was 98 compared to 145 in June 2020. This month's total of 98 is higher than the previous month's total supply of available inventory of 88, an increase of 11%.

Active Inventory*



Median Sale Price



Median Sale Price

Last June, the median sale price for Downtown York, Valley View, and Jacobus Homes was \$155,000. This June, the median sale price was \$130,000, a decrease of 16% or \$25,000 compared to last year. The current median sold price is 8% higher than in May.

Median sale price is the middle sale price in a given month. The same number of properties are above & below the median.

Downtown York, Valley View, and Jacobus are defined as properties listed in zip code/s 17403, 17401, 17407 and 17405.

*Detached, Attached, and Condo varies by local area Multiple Listing Service (MLS) definition. For more information regarding your specific market, contact one of Long & Foster's knowledgeable and experienced sales associates. Information included in this report is based on data supplied by BRIGHTMLS and its member Association(s) of REALTORS, who are not responsible for its accuracy. Does not reflect all activity in the marketplace. Information contained in this report is deemed reliable but not guaranteed, should be independently verified, and does not constitute an opinion of BRIGHTMLS or Long & Foster Real Estate, Inc.

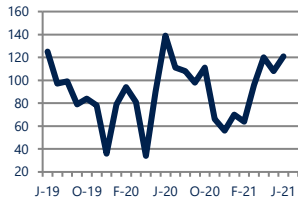




Zip Code(s): 17403, 17401, 17407 and 17405

New Listings

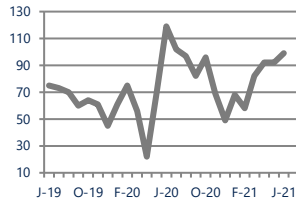
121



Down -13%
Vs. Year Ago

Current Contracts

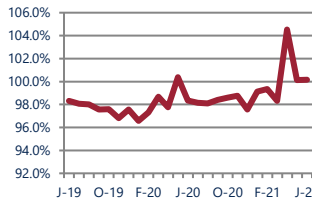
99



Down -17%
Vs. Year Ago

Sold Vs. List Price

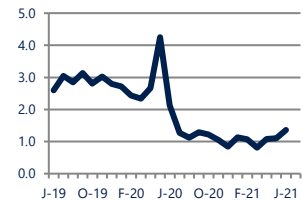
100.2%



Up 1.9%
Vs. Year Ago

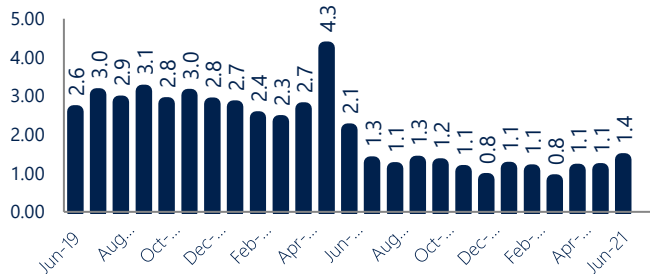
Months of Supply

1.4



Down -36%
Vs. Year Ago

Months Of Supply



New Listings & Current Contracts

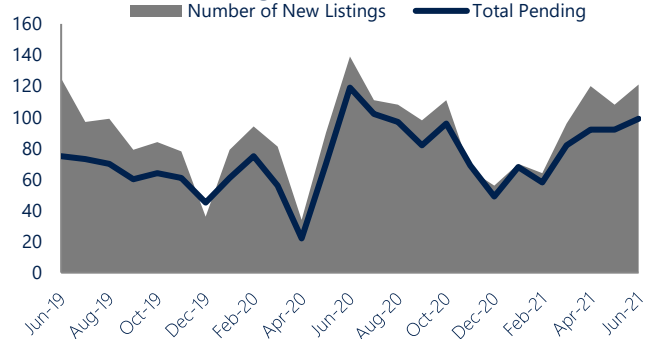
This month there were 121 homes newly listed for sale in Downtown York, Valley View, and Jacobus compared to 139 in June 2020, a decrease of 13%. There were 99 current contracts pending sale this June compared to 119 a year ago. The number of current contracts is 17% lower than last June.

Months of Supply

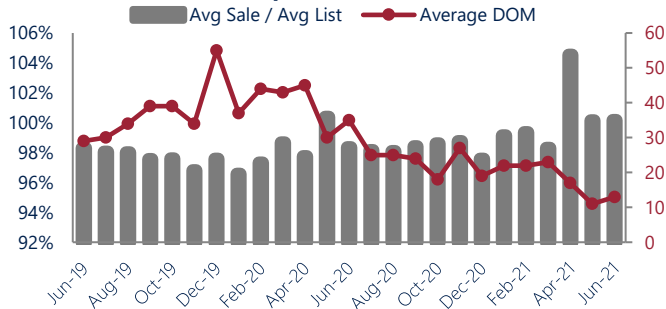
In June, there was 1.4 months of supply available in Downtown York, Valley View, and Jacobus, compared to 2.1 in June 2020. That is a decrease of 36% versus a year ago.

Months of supply is calculated by dividing current inventory by current sales. It indicates how many months would be needed to sell all of the inventory available at the current rate of demand.

New Listings & Current Contracts



Sale Price/ List Price & DOM



Sale Price to List Price Ratio

In June, the average sale price in Downtown York, Valley View, and Jacobus was 100.2% of the average list price, which is 1.8% higher than at this time last year.

Days On Market

This month, the average number of days on market was 13, lower than the average last year, which was 35, a decrease of 63%.



Downtown York, Valley View, and Jacobus are defined as properties listed in zip code/s 17403, 17401, 17407 and 17405.

*Detached, Attached, and Condo varies by local area Multiple Listing Service (MLS) definition. For more information regarding your specific market, contact one of Long & Foster's knowledgeable and experienced sales associates.

Information included in this report is based on data supplied by BRIGHTMLS and its member Association(s) of REALTORS, who are not responsible for its accuracy. Does not reflect all activity in the marketplace. Information contained in this report is deemed reliable but not guaranteed, should be independently verified, and does not constitute an opinion of BRIGHTMLS or Long & Foster Real Estate, Inc.

