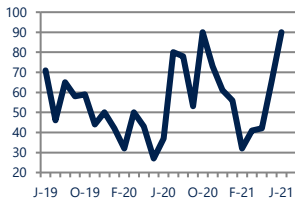




Zip Code(s): 19018, 19036 and 19043

### Units Sold

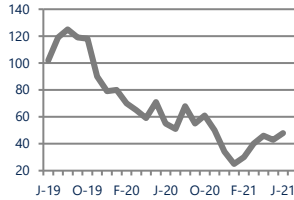
90



**Up**  
Vs. Year Ago

### Active Inventory

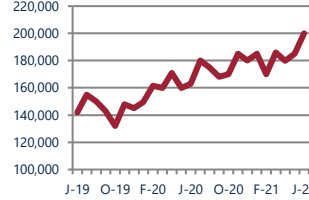
48



**Down -13%**  
Vs. Year Ago

### Median Sale Price

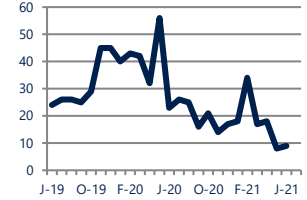
\$200,000



**Up 23%**  
Vs. Year Ago

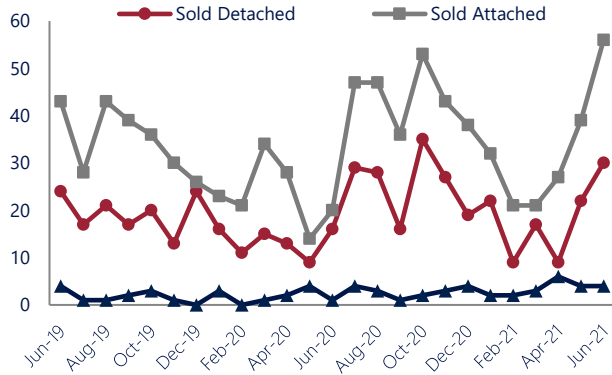
### Days On Market

9



**Down -61%**  
Vs. Year Ago

### Units Sold\*



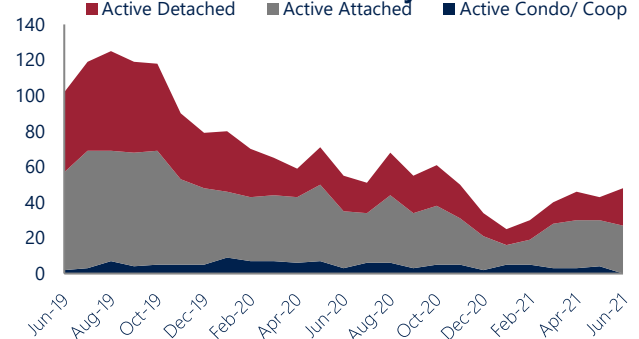
### Units Sold

There was an increase in total units sold in June, with 90 sold this month in Clifton Heights, Glenolden, and Holmes. This month's total units sold was higher than at this time last year.

### Active Inventory

Versus last year, the total number of homes available this month is lower by 7 units or 13%. The total number of active inventory this June was 48 compared to 55 in June 2020. This month's total of 48 is higher than the previous month's total supply of available inventory of 43, an increase of 12%.

### Active Inventory\*



### Median Sale Price



### Median Sale Price

Last June, the median sale price for Clifton Heights, Glenolden, and Holmes Homes was \$163,000. This June, the median sale price was \$200,000, an increase of 23% or \$37,000 compared to last year. The current median sold price is 8% higher than in May.

Median sale price is the middle sale price in a given month. The same number of properties are above & below the median.

Clifton Heights, Glenolden, and Holmes are defined as properties listed in zip code/s 19018, 19036 and 19043.

\*Detached, Attached, and Condo varies by local area Multiple Listing Service (MLS) definition. For more information regarding your specific market, contact one of Long & Foster's knowledgeable and experienced sales associates.  
Information included in this report is based on data supplied by BRIGHTMLS and its member Association(s) of REALTORS, who are not responsible for its accuracy. Does not reflect all activity in the marketplace. Information contained in this report is deemed reliable but not guaranteed, should be independently verified, and does not constitute an opinion of BRIGHTMLS or Long & Foster Real Estate, Inc.

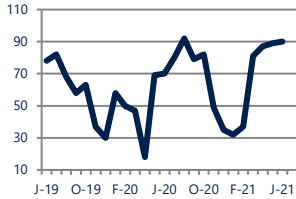




Zip Code(s): 19018, 19036 and 19043

### New Listings

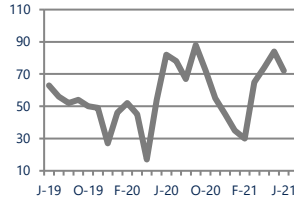
90



**Up 29%**  
Vs. Year Ago

### Current Contracts

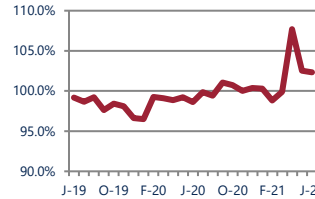
72



**Down -12%**  
Vs. Year Ago

### Sold Vs. List Price

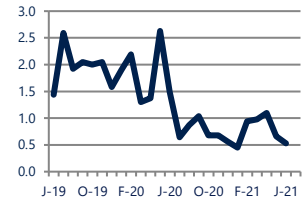
102.3%



**Up 3.8%**  
Vs. Year Ago

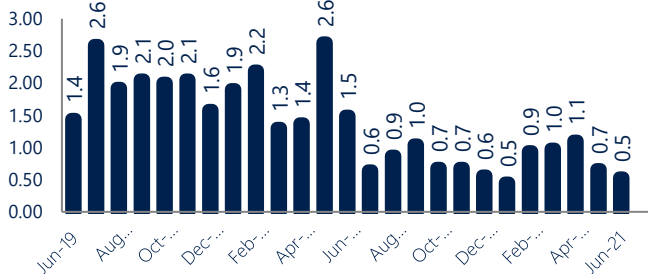
### Months of Supply

0.5



**Down -64%**  
Vs. Year Ago

### Months Of Supply



### New Listings & Current Contracts

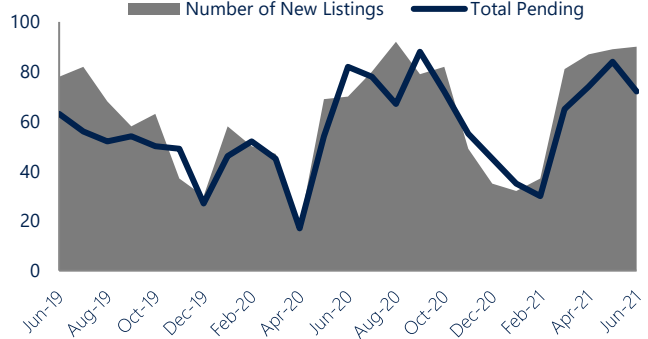
This month there were 90 homes newly listed for sale in Clifton Heights, Glenolden, and Holmes compared to 70 in June 2020, an increase of 29%. There were 72 current contracts pending sale this June compared to 82 a year ago. The number of current contracts is 12% lower than last June.

### Months of Supply

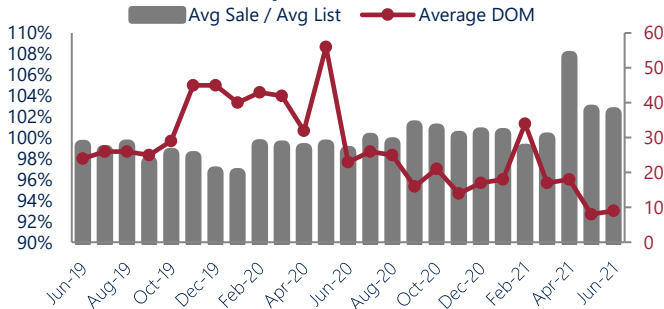
In June, there was 0.5 months of supply available in Clifton Heights, Glenolden, and Holmes, compared to 1.5 in June 2020. That is a decrease of 64% versus a year ago.

Months of supply is calculated by dividing current inventory by current sales. It indicates how many months would be needed to sell all of the inventory available at the current rate of demand.

### New Listings & Current Contracts



### Sale Price/ List Price & DOM



### Sale Price to List Price Ratio

In June, the average sale price in Clifton Heights, Glenolden, and Holmes was 102.3% of the average list price, which is 3.7% higher than at this time last year.

### Days On Market

This month, the average number of days on market was 9, lower than the average last year, which was 23, a decrease of 61%.



Clifton Heights, Glenolden, and Holmes are defined as properties listed in zip code/s 19018, 19036 and 19043.

\*Detached, Attached, and Condo varies by local area Multiple Listing Service (MLS) definition. For more information regarding your specific market, contact one of Long & Foster's knowledgeable and experienced sales associates.

Information included in this report is based on data supplied by BRIGHTMLS and its member Association(s) of REALTORS, who are not responsible for its accuracy. Does not reflect all activity in the marketplace. Information contained in this report is deemed reliable but not guaranteed, should be independently verified, and does not constitute an opinion of BRIGHTMLS or Long & Foster Real Estate, Inc.

