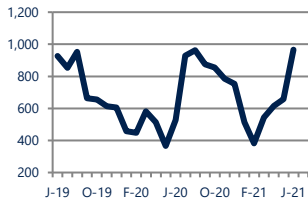




Focus On: Bucks County Housing Market

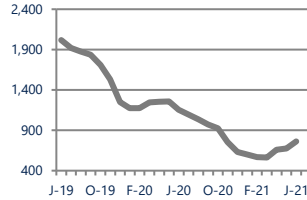
June 2021

Units Sold
966



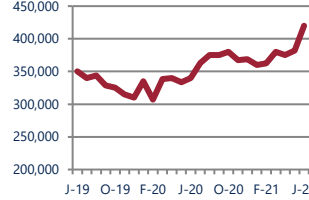
Up
Vs. Year Ago

Active Inventory
763



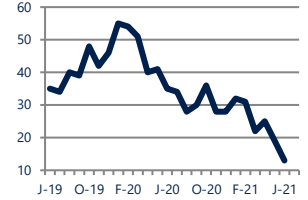
Down -34%
Vs. Year Ago

Median Sale Price
\$420,000



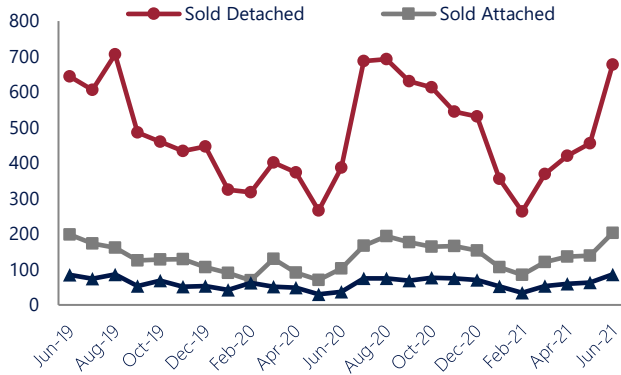
Up 24%
Vs. Year Ago

Days On Market
13



Down -63%
Vs. Year Ago

Units Sold*



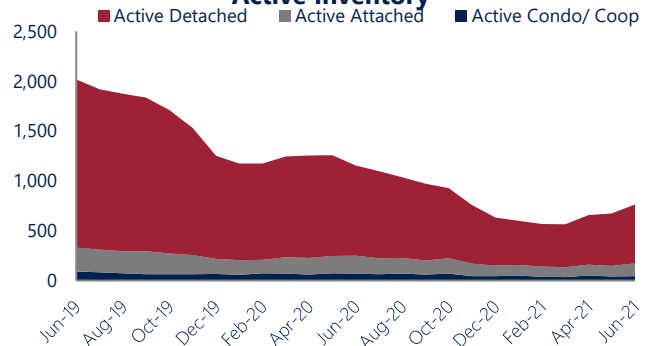
Units Sold

There was an increase in total units sold in June, with 966 sold this month in Bucks County. This month's total units sold was higher than at this time last year.

Active Inventory

Versus last year, the total number of homes available this month is lower by 392 units or 34%. The total number of active inventory this June was 763 compared to 1,155 in June 2020. This month's total of 763 is higher than the previous month's total supply of available inventory of 673, an increase of 13%.

Active Inventory*



Median Sale Price



Median Sale Price

Last June, the median sale price for Bucks County Homes was \$340,000. This June, the median sale price was \$420,000, an increase of 24% or \$80,000 compared to last year. The current median sold price is 10% higher than in May.

Median sale price is the middle sale price in a given month. The same number of properties are above & below the median.



*Detached, Attached, and Condo varies by local area Multiple Listing Service (MLS) definition. For more information regarding your specific market, contact one of Long & Foster's knowledgeable and experienced sales associates. Information included in this report is based on data supplied by BRIGHTMLS and its member Association(s) of REALTORS, who are not responsible for its accuracy. Does not reflect all activity in the marketplace. Information contained in this report is deemed reliable but not guaranteed, should be independently verified, and does not constitute an opinion of BRIGHTMLS or Long & Foster Real Estate, Inc.



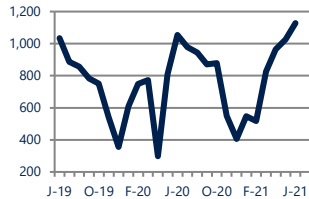


Focus On: Bucks County Housing Market

June 2021

New Listings

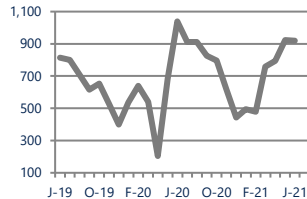
1,128



Up 7%
Vs. Year Ago

Current Contracts

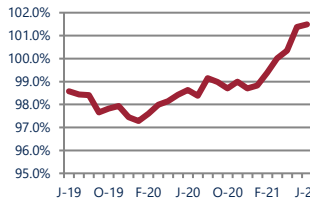
920



Down -11%
Vs. Year Ago

Sold Vs. List Price

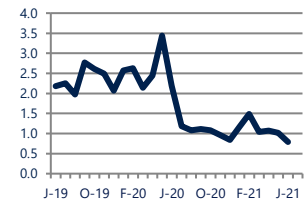
101.5%



Up 2.9%
Vs. Year Ago

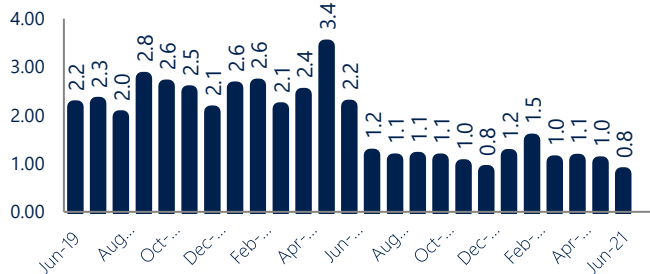
Months of Supply

0.8



Down -64%
Vs. Year Ago

Months Of Supply



New Listings & Current Contracts

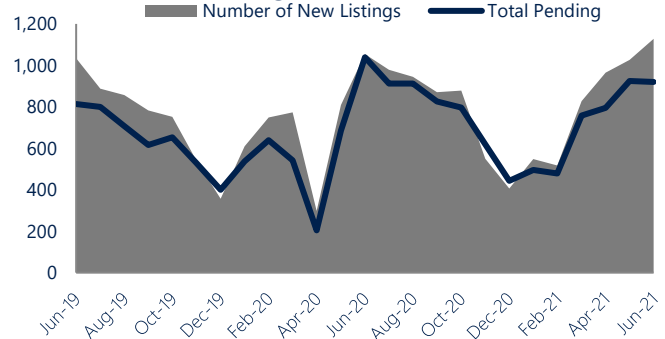
This month there were 1,128 homes newly listed for sale in Bucks County compared to 1,055 in June 2020, an increase of 7%. There were 920 current contracts pending sale this June compared to 1,039 a year ago. The number of current contracts remained stable as compared to last June.

Months of Supply

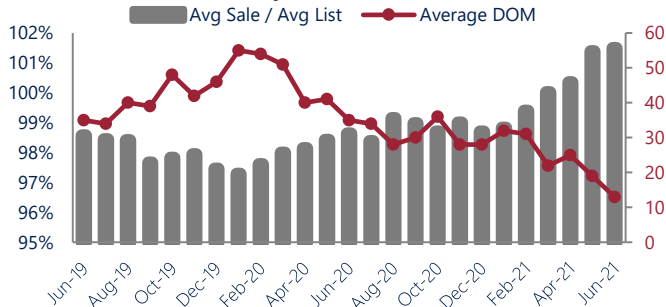
In June, there was 0.8 months of supply available in Bucks County, compared to 2.2 in June 2020. That is a decrease of 64% versus a year ago.

Months of supply is calculated by dividing current inventory by current sales. It indicates how many months would be needed to sell all of the inventory available at the current rate of demand.

New Listings & Current Contracts



Sale Price/ List Price & DOM



Sale Price to List Price Ratio

In June, the average sale price in Bucks County was 101.5% of the average list price, which is 2.9% higher than at this time last year.

Days On Market

This month, the average number of days on market was 13, lower than the average last year, which was 35, a decrease of 63%.



*Detached, Attached, and Condo varies by local area Multiple Listing Service (MLS) definition. For more information regarding your specific market, contact one of Long & Foster's knowledgeable and experienced sales associates. Information included in this report is based on data supplied by BRIGHTMLS and its member Association(s) of REALTORS, who are not responsible for its accuracy. Does not reflect all activity in the marketplace. Information contained in this report is deemed reliable but not guaranteed, should be independently verified, and does not constitute an opinion of BRIGHTMLS or Long & Foster Real Estate, Inc.

