



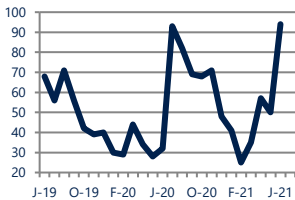
Focus On: Buckingham and New Hope Housing Market

June 2021

Zip Code(s): 18902, 18938, 18913, 18928, 18933, 18931 and 18912

Units Sold

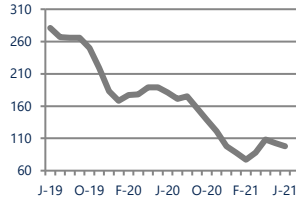
94



Up
Vs. Year Ago

Active Inventory

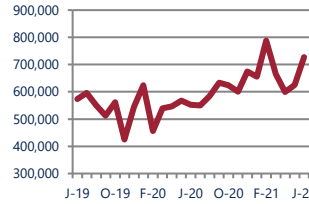
98



Down -46%
Vs. Year Ago

Median Sale Price

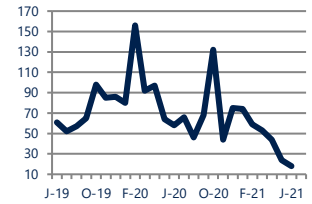
\$728,000



Up 32%
Vs. Year Ago

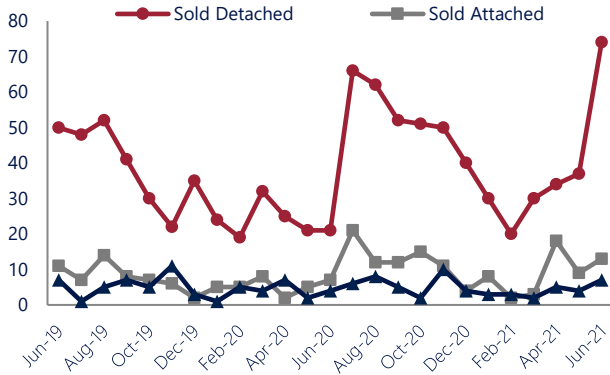
Days On Market

18



Down -69%
Vs. Year Ago

Units Sold*



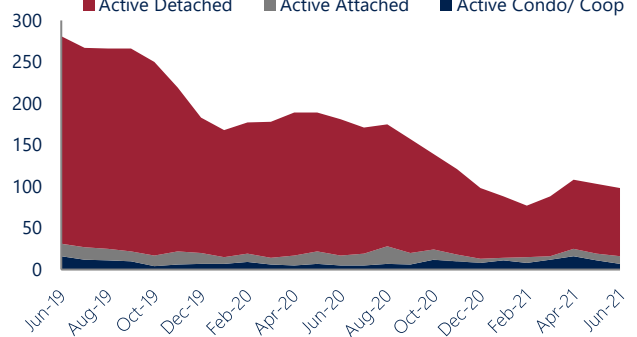
Units Sold

There was an increase in total units sold in June, with 94 sold this month in Buckingham and New Hope. This month's total units sold was higher than at this time last year.

Active Inventory

Versus last year, the total number of homes available this month is lower by 83 units or 46%. The total number of active inventory this June was 98 compared to 181 in June 2020. This month's total of 98 is lower than the previous month's total supply of available inventory of 103, a decrease of 5%.

Active Inventory*



Median Sale Price



Median Sale Price

Last June, the median sale price for Buckingham and New Hope Homes was \$552,500. This June, the median sale price was \$728,000, an increase of \$175,500 compared to last year. The current median sold price is higher than in May.

Median sale price is the middle sale price in a given month. The same number of properties are above & below the median.

Buckingham and New Hope are defined as properties listed in zip code/s 18902, 18938, 18913, 18928, 18933, 18931 and 18912.

*Detached, Attached, and Condo varies by local area Multiple Listing Service (MLS) definition. For more information regarding your specific market, contact one of Long & Foster's knowledgeable and experienced sales associates. Information included in this report is based on data supplied by BRIGHTMLS and its member Association(s) of REALTORS, who are not responsible for its accuracy. Does not reflect all activity in the marketplace. Information contained in this report is deemed reliable but not guaranteed, should be independently verified, and does not constitute an opinion of BRIGHTMLS or Long & Foster Real Estate, Inc.





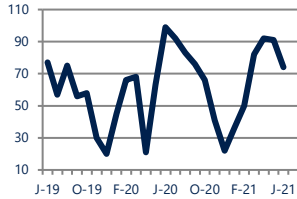
Focus On: Buckingham and New Hope Housing Market

June 2021

Zip Code(s): 18902, 18938, 18913, 18928, 18933, 18931 and 18912

New Listings

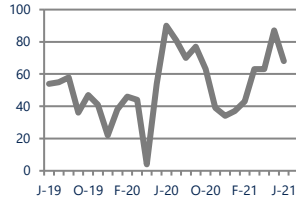
74



Down -25%
Vs. Year Ago

Current Contracts

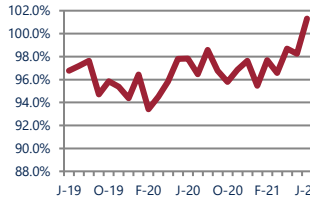
68



Down -24%
Vs. Year Ago

Sold Vs. List Price

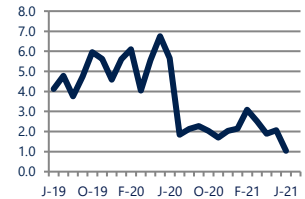
101.3%



Up 3.6%
Vs. Year Ago

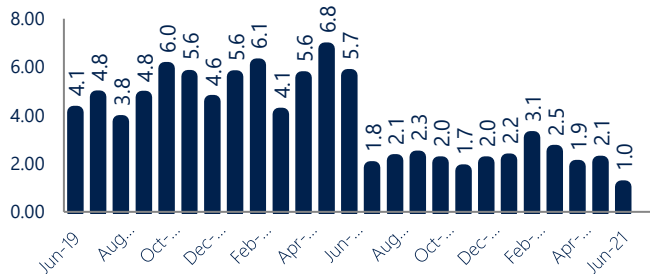
Months of Supply

1.0



Down -82%
Vs. Year Ago

Months Of Supply



New Listings & Current Contracts

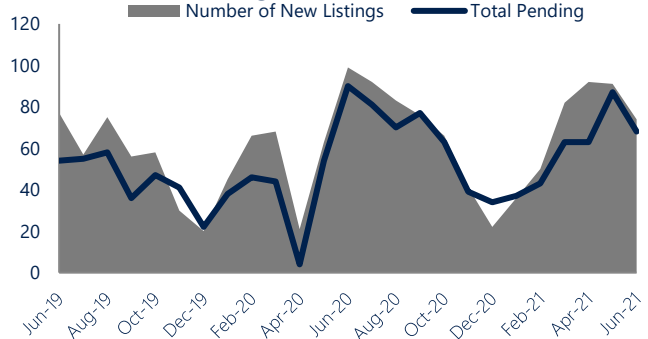
This month there were 74 homes newly listed for sale in Buckingham and New Hope compared to 99 in June 2020, a decrease of 25%. There were 68 current contracts pending sale this June compared to 90 a year ago. The number of current contracts is 24% lower than last June.

Months of Supply

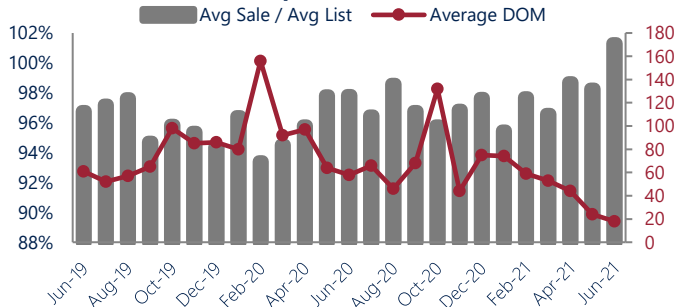
In June, there was 1.0 months of supply available in Buckingham and New Hope, compared to 5.7 in June 2020. That is a decrease of 82% versus a year ago.

Months of supply is calculated by dividing current inventory by current sales. It indicates how many months would be needed to sell all of the inventory available at the current rate of demand.

New Listings & Current Contracts



Sale Price/ List Price & DOM



Sale Price to List Price Ratio

In June, the average sale price in Buckingham and New Hope was 101.3% of the average list price, which is 3.5% higher than at this time last year.

Days On Market

This month, the average number of days on market was 18, lower than the average last year, which was 58, a decrease of 69%.



Buckingham and New Hope are defined as properties listed in zip code/s 18902, 18938, 18913, 18928, 18933, 18931 and 18912.

*Detached, Attached, and Condo varies by local area Multiple Listing Service (MLS) definition. For more information regarding your specific market, contact one of Long & Foster's knowledgeable and experienced sales associates.

Information included in this report is based on data supplied by BRIGHTMLS and its member Association(s) of REALTORS, who are not responsible for its accuracy. Does not reflect all activity in the marketplace. Information contained in this report is deemed reliable but not guaranteed, should be independently verified, and does not constitute an opinion of BRIGHTMLS or Long & Foster Real Estate, Inc.

