



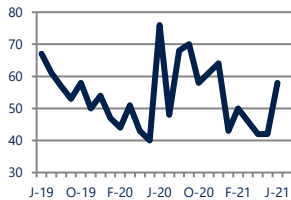
## Focus On: Willingboro Housing Market

June 2021

Zip Code(s): 08046 and 08073

### Units Sold

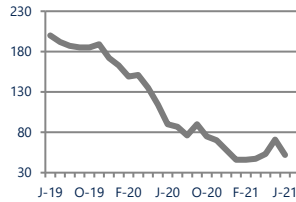
58



Down -24%  
Vs. Year Ago

### Active Inventory

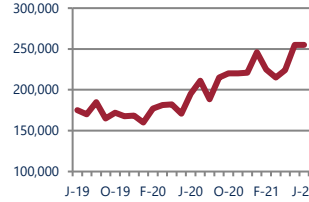
52



Down -42%  
Vs. Year Ago

### Median Sale Price

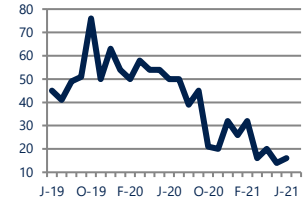
\$255,000



Up 31%  
Vs. Year Ago

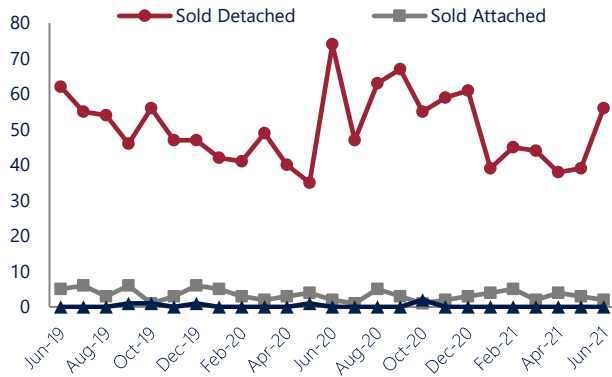
### Days On Market

16



Down -68%  
Vs. Year Ago

### Units Sold\*



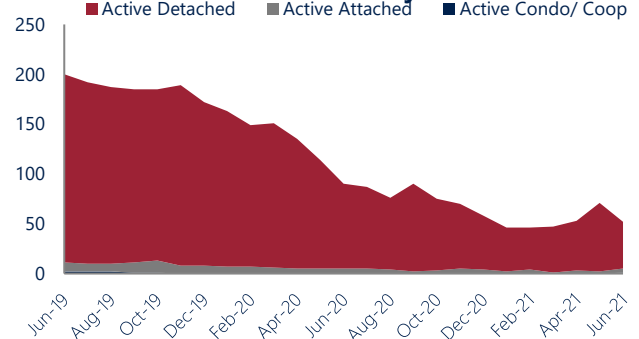
### Units Sold

There was an increase in total units sold in June, with 58 sold this month in Willingboro. This month's total units sold was lower than at this time last year.

### Active Inventory

Versus last year, the total number of homes available this month is lower by 38 units or 42%. The total number of active inventory this June was 52 compared to 90 in June 2020. This month's total of 52 is lower than the previous month's total supply of available inventory of 71, a decrease of 27%.

### Active Inventory\*



### Median Sale Price



### Median Sale Price

Last June, the median sale price for Willingboro Homes was \$195,000. This June, the median sale price was \$255,000, an increase of 31% or \$60,000 compared to last year. The current median sold price is approximately the same as the median price in May.

Median sale price is the middle sale price in a given month. The same number of properties are above & below the median.

Willingboro are defined as properties listed in zip code/s 08046 and 08073.

\*Detached, Attached, and Condo varies by local area Multiple Listing Service (MLS) definition. For more information regarding your specific market, contact one of Long & Foster's knowledgeable and experienced sales associates. Information included in this report is based on data supplied by BRIGHTMLS and its member Association(s) of REALTORS, who are not responsible for its accuracy. Does not reflect all activity in the marketplace. Information contained in this report is deemed reliable but not guaranteed, should be independently verified, and does not constitute an opinion of BRIGHTMLS or Long & Foster Real Estate, Inc.





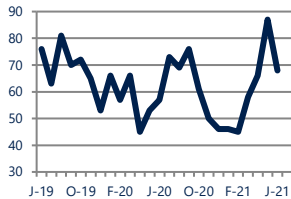
## Focus On: Willingboro Housing Market

June 2021

Zip Code(s): 08046 and 08073

### New Listings

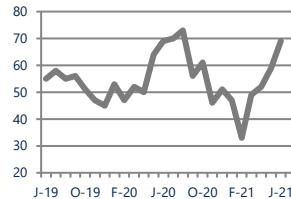
68



**Up 19%**  
Vs. Year Ago

### Current Contracts

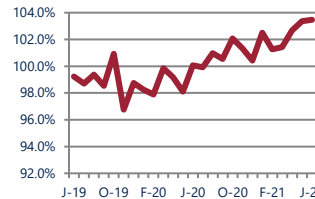
69



**No Change**  
Vs. Year Ago

### Sold Vs. List Price

103.5%



**Up 3.4%**  
Vs. Year Ago

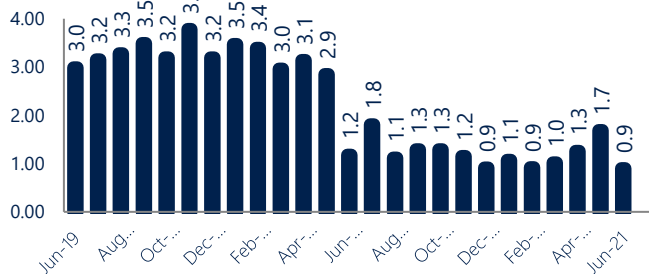
### Months of Supply

0.9



**Down -24%**  
Vs. Year Ago

### Months of Supply



### Months of Supply

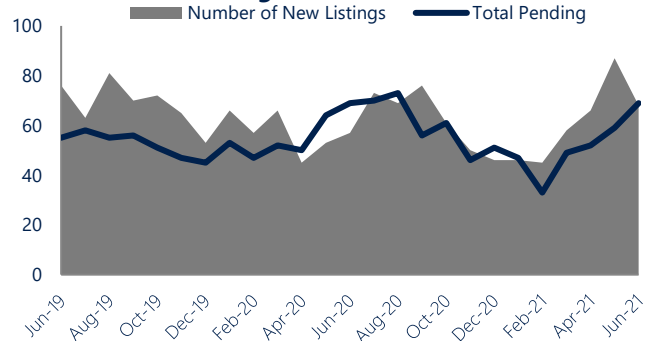
In June, there was 0.9 months of supply available in Willingboro, compared to 1.2 in June 2020. That is a decrease of 24% versus a year ago.

Months of supply is calculated by dividing current inventory by current sales. It indicates how many months would be needed to sell all of the inventory available at the current rate of demand.

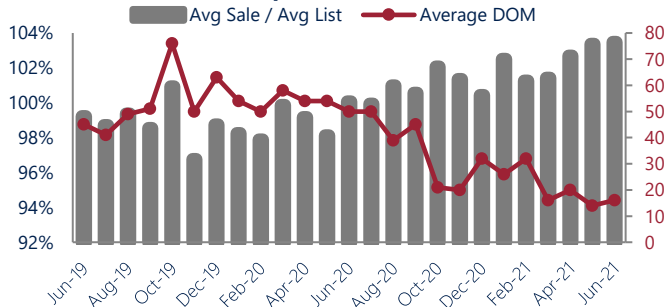
### New Listings & Current Contracts

This month there were 68 homes newly listed for sale in Willingboro compared to 57 in June 2020, an increase of 19%. There were 69 current contracts pending sale this June, consistent with the volume a year ago. The number of current contracts is 17% higher than last month.

### New Listings & Current Contracts



### Sale Price/ List Price & DOM



### Sale Price to List Price Ratio

In June, the average sale price in Willingboro was 103.5% of the average list price, which is 3.4% higher than at this time last year.

### Days On Market

This month, the average number of days on market was 16, lower than the average last year, which was 50, a decrease of 68%.

Willingboro are defined as properties listed in zip code/s 08046 and 08073.

\*Detached, Attached, and Condo varies by local area Multiple Listing Service (MLS) definition. For more information regarding your specific market, contact one of Long & Foster's knowledgeable and experienced sales associates.

Information included in this report is based on data supplied by BRIGHTMLS and its member Association(s) of REALTORS, who are not responsible for its accuracy. Does not reflect all activity in the marketplace. Information contained in this report is deemed reliable but not guaranteed, should be independently verified, and does not constitute an opinion of BRIGHTMLS or Long & Foster Real Estate, Inc.

