

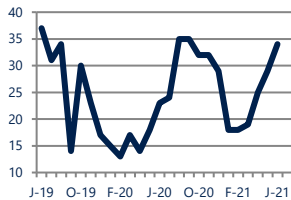


Focus On: **Robbinsville Housing Market**

June 2021

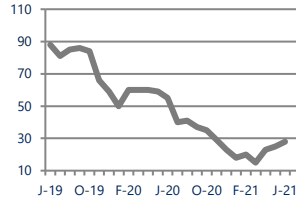
Zip Code(s): 08691

**Units Sold**  
34



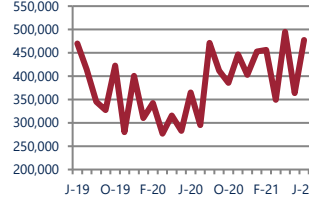
**Up**  
Vs. Year Ago

**Active Inventory**  
28



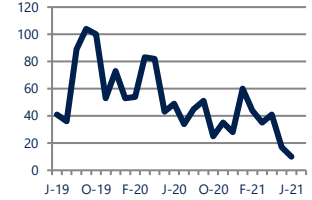
**Down -49%**  
Vs. Year Ago

**Median Sale Price**  
\$477,500



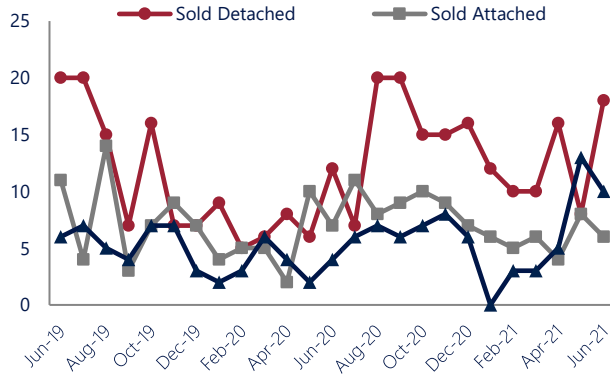
**Up**  
Vs. Year Ago

**Days On Market**  
10



**Down**  
Vs. Year Ago

**Units Sold\***



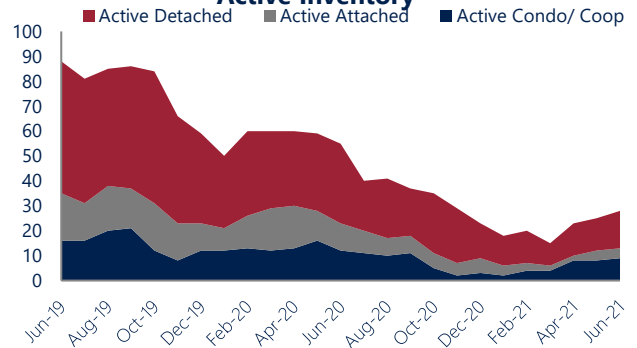
**Units Sold**

With relatively few transactions, there was an increase in total units sold in June, with 34 sold this month in Robbinsville. This month's total units sold was higher than at this time last year, an increase from June 2020.

**Active Inventory**

Versus last year, the total number of homes available this month is lower by 27 units or 49%. The total number of active inventory this June was 28 compared to 55 in June 2020. This month's total of 28 is higher than the previous month's total supply of available inventory of 25, an increase of 12%.

**Active Inventory\***



**Median Sale Price**



**Median Sale Price**

Due to the relatively small number of units sold, the median sale price showed significant change this month. Last June, the median sale price for Robbinsville Homes was \$365,000. This June, the median sale price was \$477,500, an increase of \$112,500 compared to last year. The current median sold price is higher than in May. Median sale price is the middle sale price in a given month. The same number of properties are above & below the median.

Robbinsville are defined as properties listed in zip code/s 08691.

\*Detached, Attached, and Condo varies by local area Multiple Listing Service (MLS) definition. For more information regarding your specific market, contact one of Long & Foster's knowledgeable and experienced sales associates. Information included in this report is based on data supplied by BRIGHTMLS and its member Association(s) of REALTORS, who are not responsible for its accuracy. Does not reflect all activity in the marketplace. Information contained in this report is deemed reliable but not guaranteed, should be independently verified, and does not constitute an opinion of BRIGHTMLS or Long & Foster Real Estate, Inc.





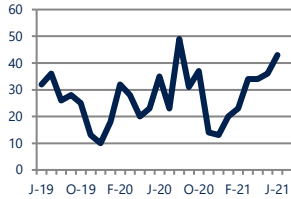
## Focus On: Robbinsville Housing Market

June 2021

Zip Code(s): 08691

### New Listings

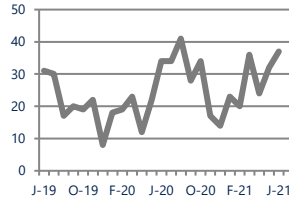
43



Up 23%  
Vs. Year Ago

### Current Contracts

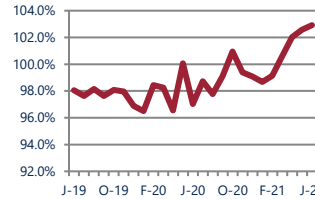
37



Up 9%  
Vs. Year Ago

### Sold Vs. List Price

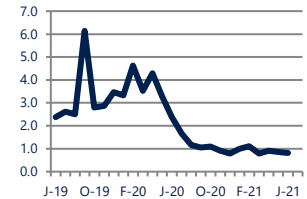
102.9%



Up  
Vs. Year Ago

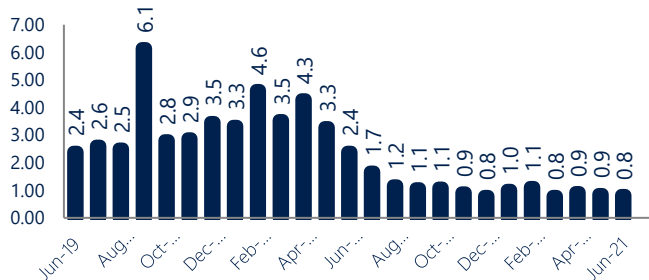
### Months of Supply

0.8



Down -66%  
Vs. Year Ago

### Months Of Supply



### Months of Supply

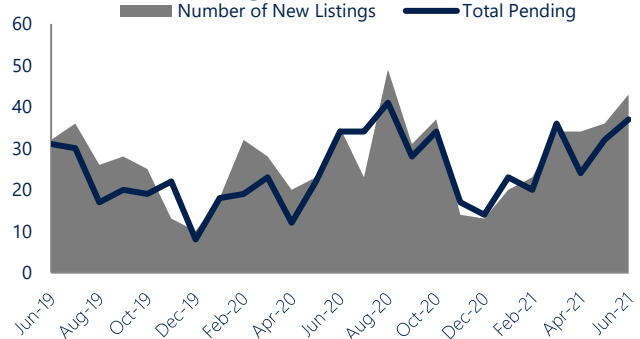
In June, there was 0.8 months of supply available in Robbinsville, compared to 2.4 in June 2020. That is a decrease of 66% versus a year ago.

Months of supply is calculated by dividing current inventory by current sales. It indicates how many months would be needed to sell all of the inventory available at the current rate of demand.

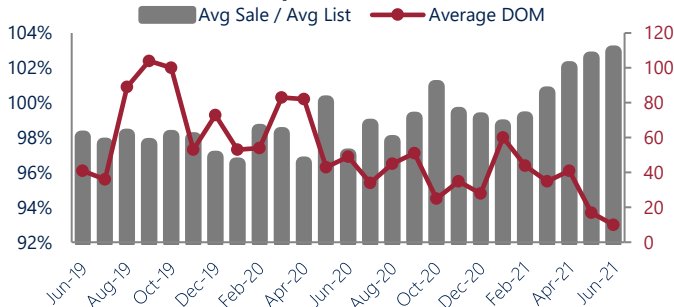
### New Listings & Current Contracts

This month there were 43 homes newly listed for sale in Robbinsville compared to 35 in June 2020, an increase of 23%. There were 37 current contracts pending sale this June compared to 34 a year ago. The number of current contracts is 9% higher than last June.

### New Listings & Current Contracts



### Sale Price/ List Price & DOM



### Sale Price to List Price Ratio

In June, the average sale price in Robbinsville was 102.9% of the average list price, which is higher than at this time last year.

### Days On Market

This month, the average number of days on market was 10, lower than the average last year, which was 49. This decrease was impacted by the limited number of sales.

Robbinsville are defined as properties listed in zip code/s 08691.

\*Detached, Attached, and Condo varies by local area Multiple Listing Service (MLS) definition. For more information regarding your specific market, contact one of Long & Foster's knowledgeable and experienced sales associates.

Information included in this report is based on data supplied by BRIGHTMLS and its member Association(s) of REALTORS, who are not responsible for its accuracy. Does not reflect all activity in the marketplace. Information contained in this report is deemed reliable but not guaranteed, should be independently verified, and does not constitute an opinion of BRIGHTMLS or Long & Foster Real Estate, Inc.

