



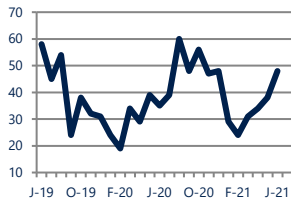
Focus On: Robbinsville and Yardville Housing Market

June 2021

Zip Code(s): 08561, 08691 and 08620

Units Sold

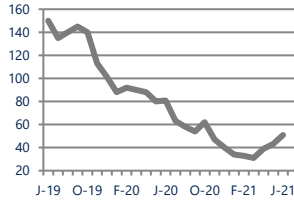
48



Up
Vs. Year Ago

Active Inventory

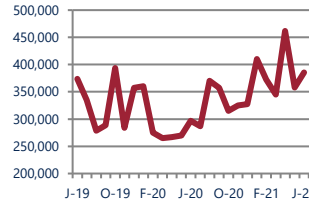
51



Down -37%
Vs. Year Ago

Median Sale Price

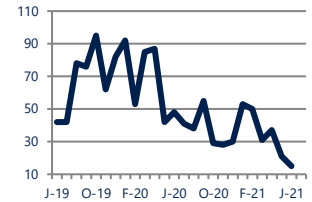
\$385,250



Up 30%
Vs. Year Ago

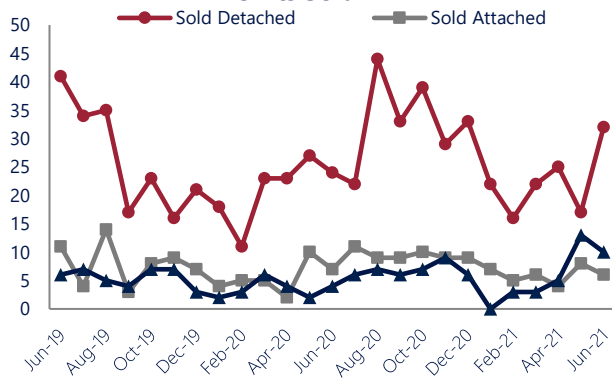
Days On Market

15



Down -69%
Vs. Year Ago

Units Sold*



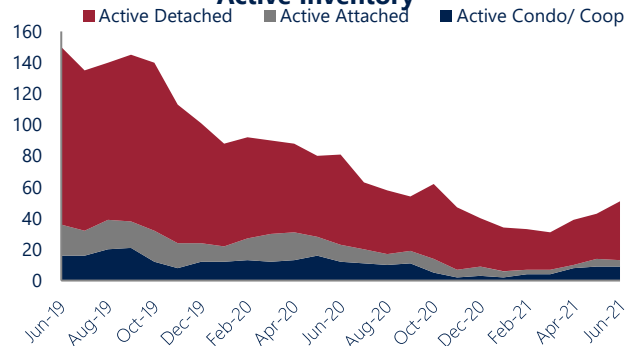
Units Sold

There was an increase in total units sold in June, with 48 sold this month in Robbinsville and Yardville. This month's total units sold was higher than at this time last year.


Active Inventory

Versus last year, the total number of homes available this month is lower by 30 units or 37%. The total number of active inventory this June was 51 compared to 81 in June 2020. This month's total of 51 is higher than the previous month's total supply of available inventory of 43, an increase of 19%.

Active Inventory*



Median Sale Price



Median Sale Price

Last June, the median sale price for Robbinsville and Yardville Homes was \$297,000. This June, the median sale price was \$385,250, an increase of \$88,250 compared to last year. The current median sold price is higher than in May.

Median sale price is the middle sale price in a given month. The same number of properties are above & below the median.

Robbinsville and Yardville are defined as properties listed in zip code/s 08561, 08691 and 08620.

*Detached, Attached, and Condo varies by local area Multiple Listing Service (MLS) definition. For more information regarding your specific market, contact one of Long & Foster's knowledgeable and experienced sales associates. Information included in this report is based on data supplied by BRIGHTMLS and its member Association(s) of REALTORS, who are not responsible for its accuracy. Does not reflect all activity in the marketplace. Information contained in this report is deemed reliable but not guaranteed, should be independently verified, and does not constitute an opinion of BRIGHTMLS or Long & Foster Real Estate, Inc.





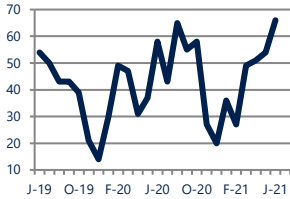
Focus On: Robbinsville and Yardville Housing Market

June 2021

Zip Code(s): 08561, 08691 and 08620

New Listings

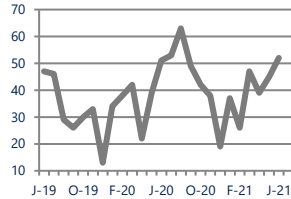
66



Up 14%
Vs. Year Ago

Current Contracts

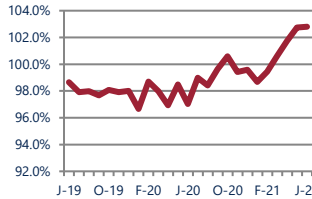
52



Up 2%
Vs. Year Ago

Sold Vs. List Price

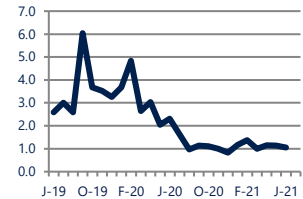
102.8%



Up
Vs. Year Ago

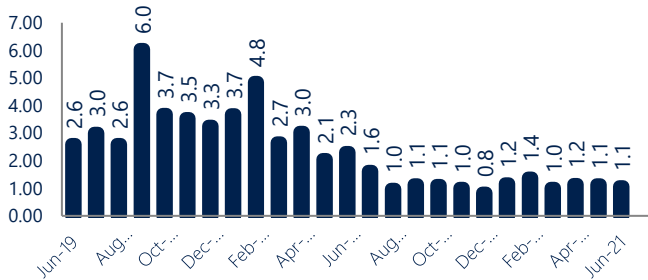
Months of Supply

1.1



Down -54%
Vs. Year Ago

Months of Supply



Months of Supply

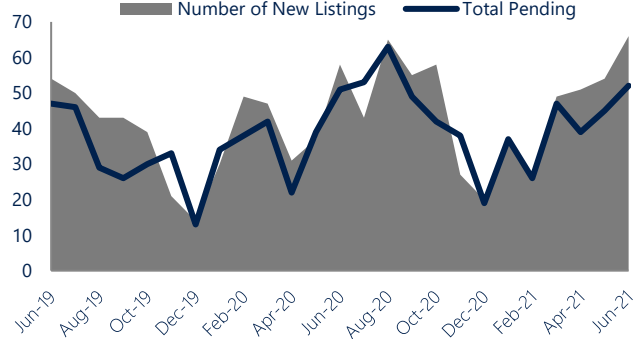
In June, there was 1.1 months of supply available in Robbinsville and Yardville, compared to 2.3 in June 2020. That is a decrease of 54% versus a year ago.

Months of supply is calculated by dividing current inventory by current sales. It indicates how many months would be needed to sell all of the inventory available at the current rate of demand.

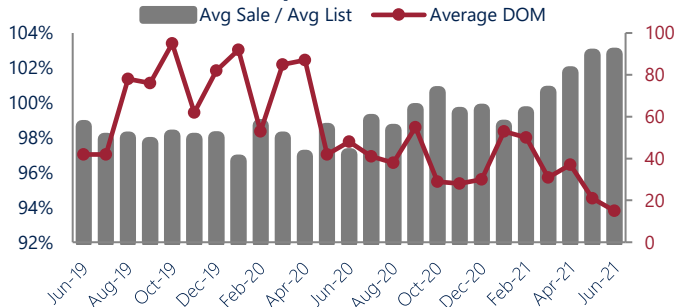
New Listings & Current Contracts

This month there were 66 homes newly listed for sale in Robbinsville and Yardville compared to 58 in June 2020, an increase of 14%. There were 52 current contracts pending sale this June compared to 51 a year ago. The number of current contracts is 2% higher than last June.

New Listings & Current Contracts



Sale Price/ List Price & DOM



Sale Price to List Price Ratio

In June, the average sale price in Robbinsville and Yardville was 102.8% of the average list price, which is higher than at this time last year.

Days On Market

This month, the average number of days on market was 15, lower than the average last year, which was 48, a decrease of 69%.



Robbinsville and Yardville are defined as properties listed in zip code/s 08561, 08691 and 08620.

*Detached, Attached, and Condo varies by local area Multiple Listing Service (MLS) definition. For more information regarding your specific market, contact one of Long & Foster's knowledgeable and experienced sales associates.

Information included in this report is based on data supplied by BRIGHTMLS and its member Association(s) of REALTORS, who are not responsible for its accuracy. Does not reflect all activity in the marketplace. Information contained in this report is deemed reliable but not guaranteed, should be independently verified, and does not constitute an opinion of BRIGHTMLS or Long & Foster Real Estate, Inc.

