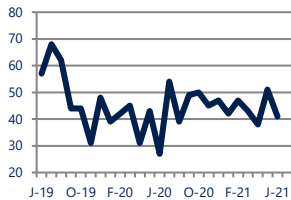




Zip Code(s): 08618 and 08638

### Units Sold

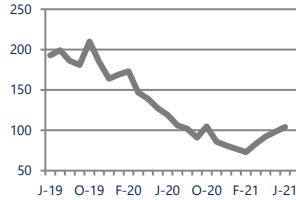
41



Up  
Vs. Year Ago

### Active Inventory

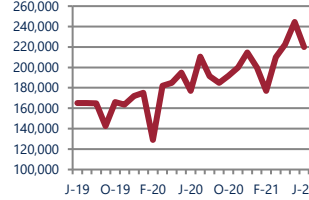
104



Down -13%  
Vs. Year Ago

### Median Sale Price

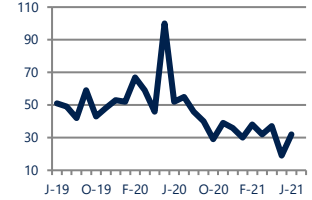
\$220,000



Up 24%  
Vs. Year Ago

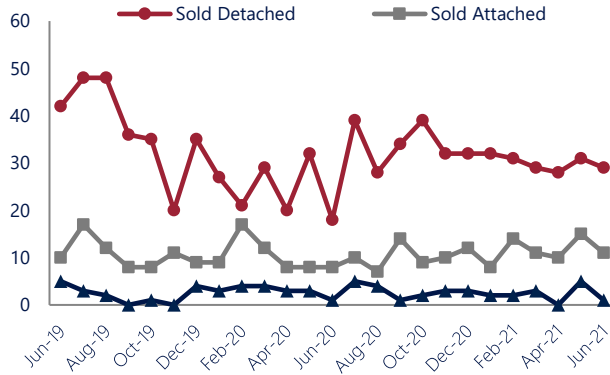
### Days On Market

32



Down -38%  
Vs. Year Ago

### Units Sold\*



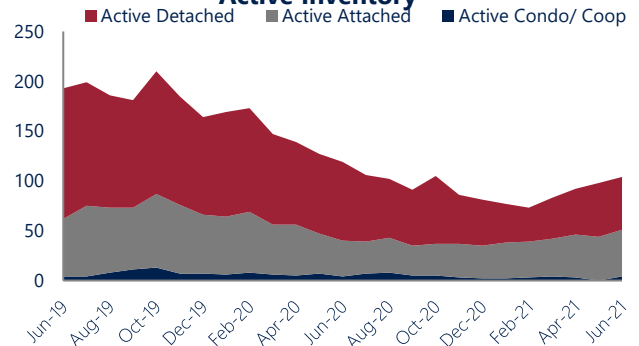
### Units Sold

There was a decrease in total units sold in June, with 41 sold this month in Northwest Trenton and Northern Trenton. This month's total units sold was higher than at this time last year.


### Active Inventory

Versus last year, the total number of homes available this month is lower by 15 units or 13%. The total number of active inventory this June was 104 compared to 119 in June 2020. This month's total of 104 is higher than the previous month's total supply of available inventory of 98, an increase of 6%.

### Active Inventory\*



### Median Sale Price



### Median Sale Price

Last June, the median sale price for Northwest Trenton and Northern Trenton Homes was \$177,000. This June, the median sale price was \$220,000, an increase of 24% or \$43,000 compared to last year. The current median sold price is 10% lower than in May.

Median sale price is the middle sale price in a given month. The same number of properties are above & below the median.

Northwest Trenton and Northern Trenton are defined as properties listed in zip code/s 08618 and 08638.

\*Detached, Attached, and Condo varies by local area Multiple Listing Service (MLS) definition. For more information regarding your specific market, contact one of Long & Foster's knowledgeable and experienced sales associates. Information included in this report is based on data supplied by BRIGHTMLS and its member Association(s) of REALTORS, who are not responsible for its accuracy. Does not reflect all activity in the marketplace. Information contained in this report is deemed reliable but not guaranteed, should be independently verified, and does not constitute an opinion of BRIGHTMLS or Long & Foster Real Estate, Inc.

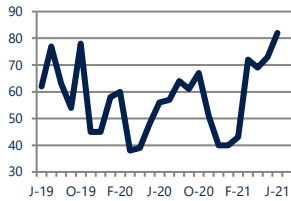




Zip Code(s): 08618 and 08638

### New Listings

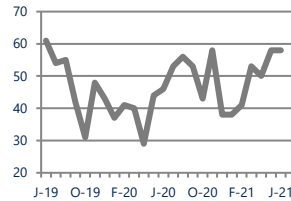
82



**Up 46%**  
Vs. Year Ago

### Current Contracts

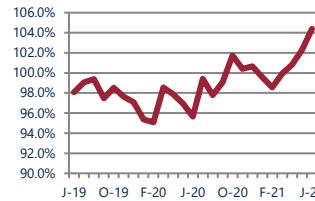
58



**Up 26%**  
Vs. Year Ago

### Sold Vs. List Price

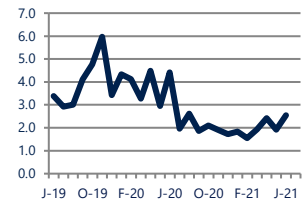
104.4%



**Up**  
Vs. Year Ago

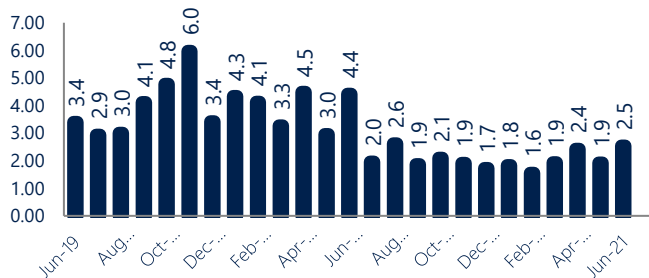
### Months of Supply

2.5



**Down -42%**  
Vs. Year Ago

### Months Of Supply



### New Listings & Current Contracts

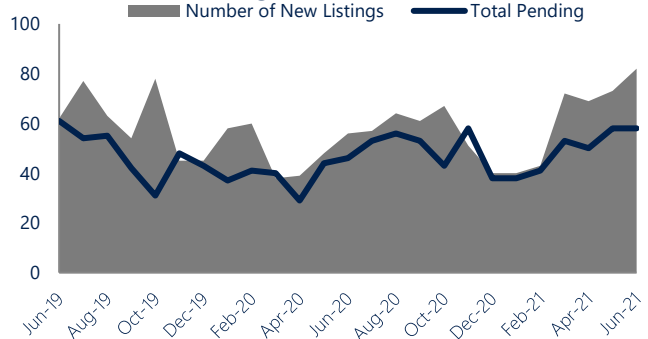
This month there were 82 homes newly listed for sale in Northwest Trenton and Northern Trenton compared to 56 in June 2020, an increase of 46%. There were 58 current contracts pending sale this June compared to 46 a year ago. The number of current contracts remained stable as compared to last June.

### Months of Supply

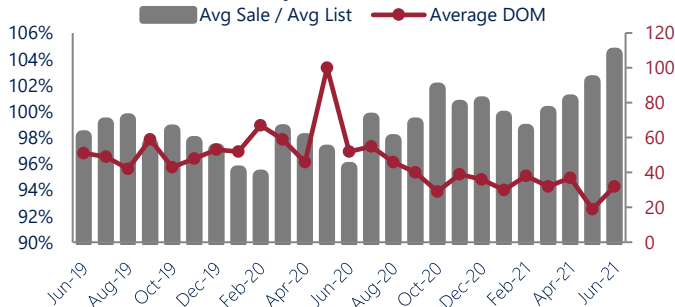
In June, there was 2.5 months of supply available in Northwest Trenton and Northern Trenton, compared to 4.4 in June 2020. That is a decrease of 42% versus a year ago.

Months of supply is calculated by dividing current inventory by current sales. It indicates how many months would be needed to sell all of the inventory available at the current rate of demand.

### New Listings & Current Contracts



### Sale Price/ List Price & DOM



### Sale Price to List Price Ratio

In June, the average sale price in Northwest Trenton and Northern Trenton was 104.4% of the average list price, which is higher than at this time last year.

### Days On Market

This month, the average number of days on market was 32, lower than the average last year, which was 52, a decrease of 38%.



Northwest Trenton and Northern Trenton are defined as properties listed in zip code/s 08618 and 08638.

\*Detached, Attached, and Condo varies by local area Multiple Listing Service (MLS) definition. For more information regarding your specific market, contact one of Long & Foster's knowledgeable and experienced sales associates.

Information included in this report is based on data supplied by BRIGHTMLS and its member Association(s) of REALTORS, who are not responsible for its accuracy. Does not reflect all activity in the marketplace. Information contained in this report is deemed reliable but not guaranteed, should be independently verified, and does not constitute an opinion of BRIGHTMLS or Long & Foster Real Estate, Inc.

