



# The Long & Foster Market Minute™

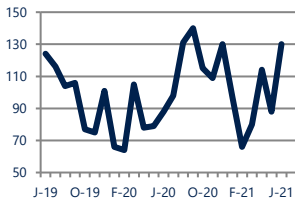
**Focus On: Hamilton, Mercerville, and Yardville Housing Market**

**June 2021**

**Zip Code(s): 08619, 08610, 08690 and 08620**

## Units Sold

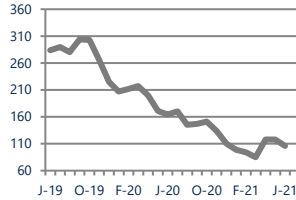
**130**



**Up**  
Vs. Year Ago

## Active Inventory

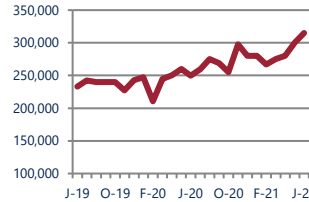
**106**



**Down -35%**  
Vs. Year Ago

## Median Sale Price

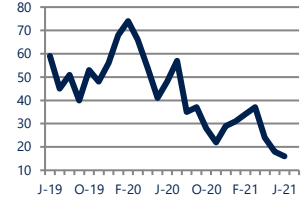
**\$315,000**



**Up 26%**  
Vs. Year Ago

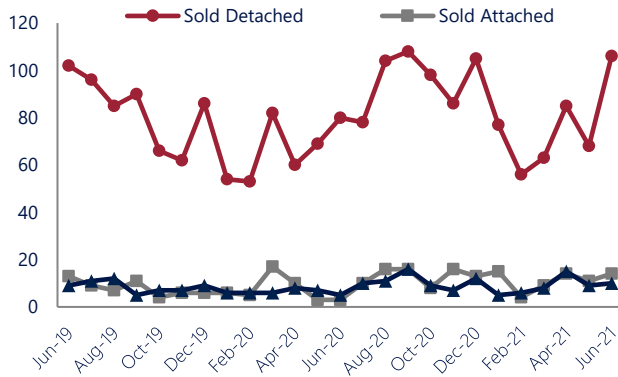
## Days On Market

**16**



**Down -67%**  
Vs. Year Ago

## Units Sold\*



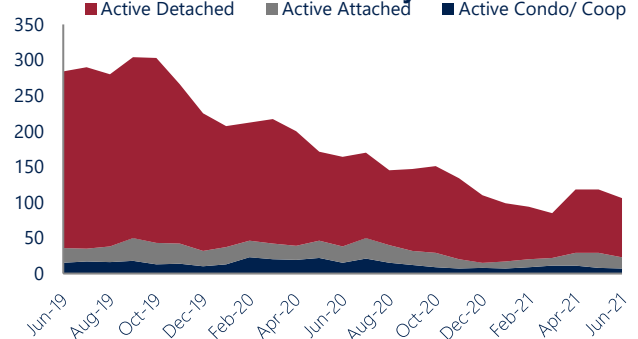
## Units Sold

There was an increase in total units sold in June, with 130 sold this month in Hamilton, Mercerville, and Yardville. This month's total units sold was higher than at this time last year.

## Active Inventory

Versus last year, the total number of homes available this month is lower by 58 units or 35%. The total number of active inventory this June was 106 compared to 164 in June 2020. This month's total of 106 is lower than the previous month's total supply of available inventory of 118, a decrease of 10%.

## Active Inventory\*



## Median Sale Price



## Median Sale Price

Last June, the median sale price for Hamilton, Mercerville, and Yardville Homes was \$249,950. This June, the median sale price was \$315,000, an increase of \$65,050 compared to last year. The current median sold price is higher than in May.

Median sale price is the middle sale price in a given month. The same number of properties are above & below the median.

Hamilton, Mercerville, and Yardville are defined as properties listed in zip code/s 08619, 08610, 08690 and 08620.

\*Detached, Attached, and Condo varies by local area Multiple Listing Service (MLS) definition. For more information regarding your specific market, contact one of Long & Foster's knowledgeable and experienced sales associates.

Information included in this report is based on data supplied by BRIGHTMLS and its member Association(s) of REALTORS, who are not responsible for its accuracy. Does not reflect all activity in the marketplace. Information contained in this report is deemed reliable but not guaranteed, should be independently verified, and does not constitute an opinion of BRIGHTMLS or Long & Foster Real Estate, Inc.





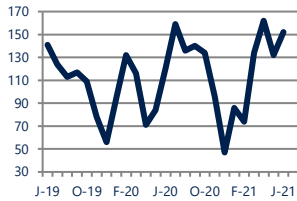
## Focus On: Hamilton, Mercerville, and Yardville Housing Market

June 2021

Zip Code(s): 08619, 08610, 08690 and 08620

### New Listings

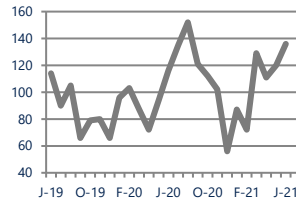
152



Up 27%  
Vs. Year Ago

### Current Contracts

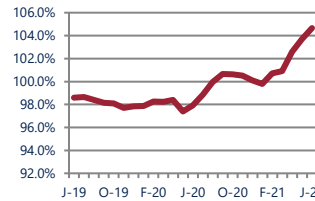
136



Up 17%  
Vs. Year Ago

### Sold Vs. List Price

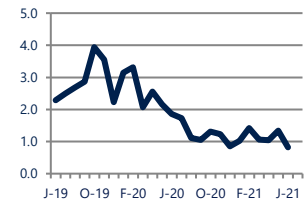
104.7%



Up  
Vs. Year Ago

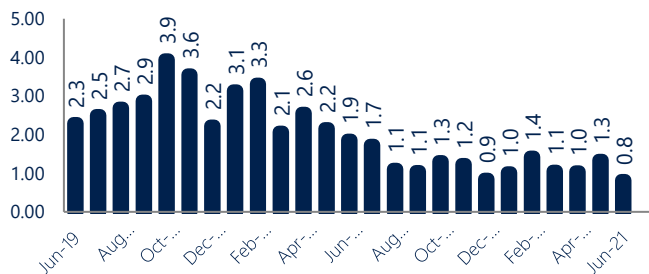
### Months of Supply

0.8



Down -56%  
Vs. Year Ago

### Months of Supply



### New Listings & Current Contracts

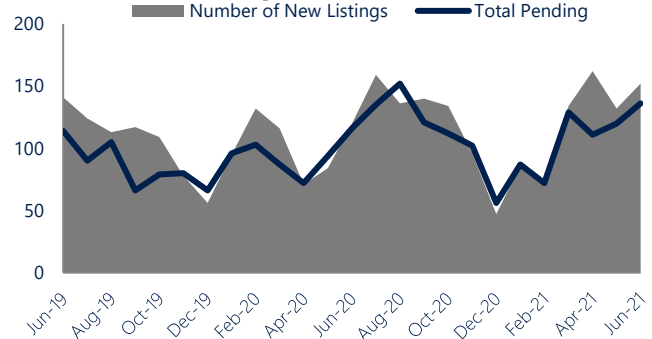
This month there were 152 homes newly listed for sale in Hamilton, Mercerville, and Yardville compared to 120 in June 2020, an increase of 27%. There were 136 current contracts pending sale this June compared to 116 a year ago. The number of current contracts is 17% higher than last June.

### Months of Supply

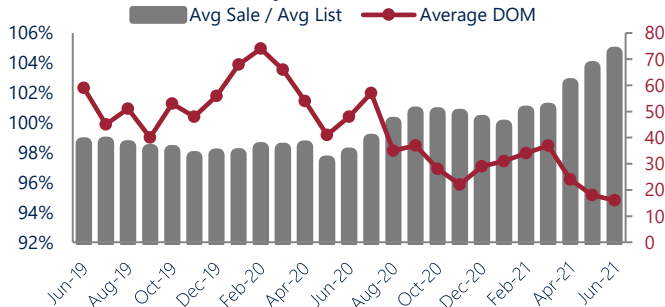
In June, there was 0.8 months of supply available in Hamilton, Mercerville, and Yardville, compared to 1.9 in June 2020. That is a decrease of 56% versus a year ago.

Months of supply is calculated by dividing current inventory by current sales. It indicates how many months would be needed to sell all of the inventory available at the current rate of demand.

### New Listings & Current Contracts



### Sale Price/ List Price & DOM



### Sale Price to List Price Ratio

In June, the average sale price in Hamilton, Mercerville, and Yardville was 104.7% of the average list price, which is higher than at this time last year.

### Days On Market

This month, the average number of days on market was 16, lower than the average last year, which was 48, a decrease of 67%.



Hamilton, Mercerville, and Yardville are defined as properties listed in zip code/s 08619, 08610, 08690 and 08620.

\*Detached, Attached, and Condo varies by local area Multiple Listing Service (MLS) definition. For more information regarding your specific market, contact one of Long & Foster's knowledgeable and experienced sales associates.

Information included in this report is based on data supplied by BRIGHTMLS and its member Association(s) of REALTORS, who are not responsible for its accuracy. Does not reflect all activity in the marketplace. Information contained in this report is deemed reliable but not guaranteed, should be independently verified, and does not constitute an opinion of BRIGHTMLS or Long & Foster Real Estate, Inc.

