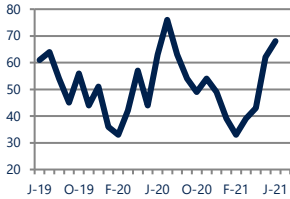




Zip Code(s): 08033, 08106 and 08035

Units Sold

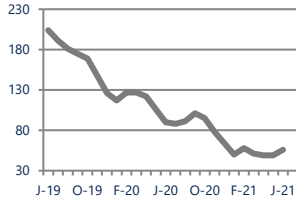
68



Up 8%
Vs. Year Ago

Active Inventory

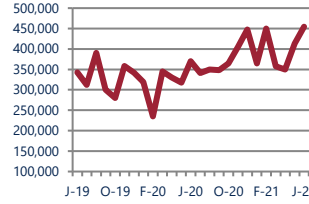
56



Down -38%
Vs. Year Ago

Median Sale Price

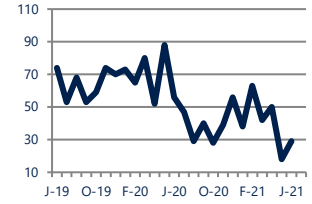
\$454,500



Up 23%
Vs. Year Ago

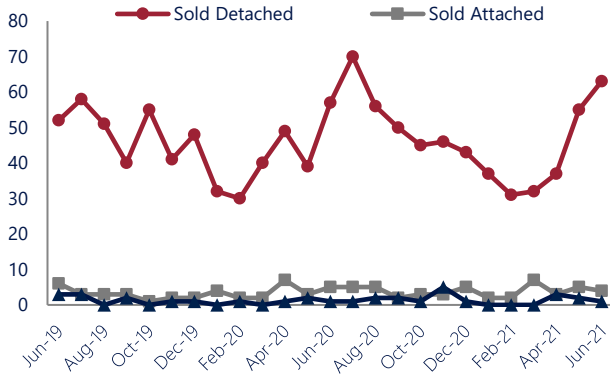
Days On Market

29



Down -48%
Vs. Year Ago

Units Sold*



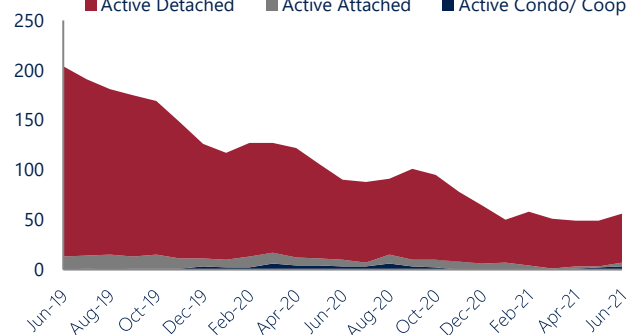
Units Sold

There was an increase in total units sold in June, with 68 sold this month in Haddonfield, Audubon, and Haddon Heights versus 62 last month, an increase of 10%. This month's total units sold was higher than at this time last year, an increase of 8% versus June 2020.


Active Inventory

Versus last year, the total number of homes available this month is lower by 34 units or 38%. The total number of active inventory this June was 56 compared to 90 in June 2020. This month's total of 56 is higher than the previous month's total supply of available inventory of 49, an increase of 14%.

Active Inventory*



Median Sale Price



Median Sale Price

Last June, the median sale price for Haddonfield, Audubon, and Haddon Heights Homes was \$370,000. This June, the median sale price was \$454,500, an increase of 23% or \$84,500 compared to last year. The current median sold price is 10% higher than in May.

Median sale price is the middle sale price in a given month. The same number of properties are above & below the median.

Haddonfield, Audubon, and Haddon Heights are defined as properties listed in zip code/s 08033, 08106 and 08035.

*Detached, Attached, and Condo varies by local area Multiple Listing Service (MLS) definition. For more information regarding your specific market, contact one of Long & Foster's knowledgeable and experienced sales associates. Information included in this report is based on data supplied by BRIGHTMLS and its member Association(s) of REALTORS, who are not responsible for its accuracy. Does not reflect all activity in the marketplace. Information contained in this report is deemed reliable but not guaranteed, should be independently verified, and does not constitute an opinion of BRIGHTMLS or Long & Foster Real Estate, Inc.

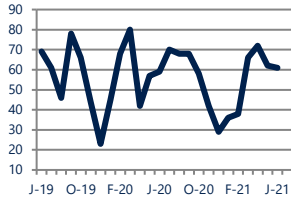




Zip Code(s): 08033, 08106 and 08035

New Listings

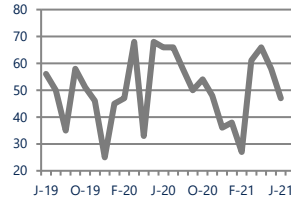
61



Up 3%
Vs. Year Ago

Current Contracts

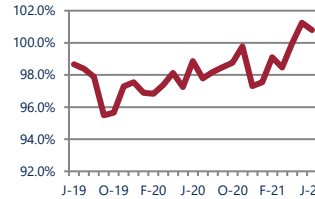
47



Down -29%
Vs. Year Ago

Sold Vs. List Price

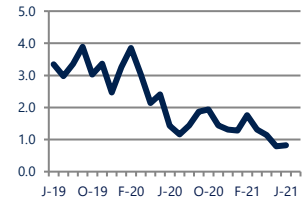
100.8%



Up 1.9%
Vs. Year Ago

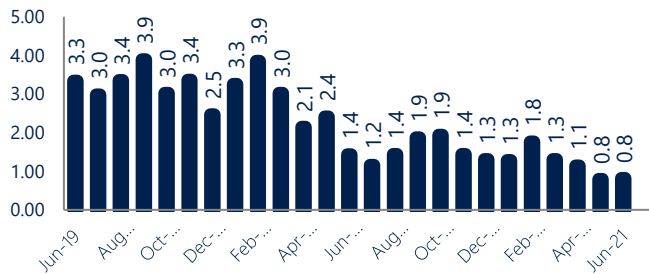
Months of Supply

0.8



Down -43%
Vs. Year Ago

Months Of Supply



Months of Supply

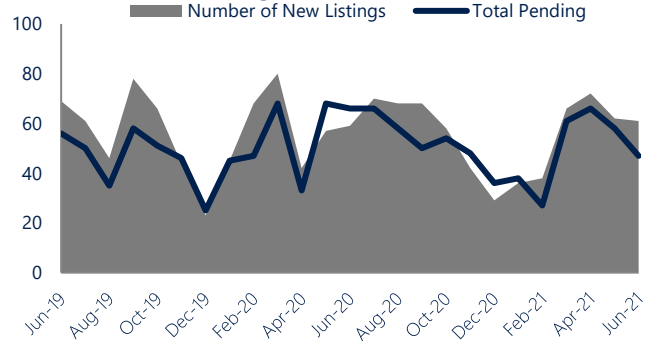
In June, there was 0.8 months of supply available in Haddonfield, Audubon, and Haddon Heights, compared to 1.4 in June 2020. That is a decrease of 42% versus a year ago.

Months of supply is calculated by dividing current inventory by current sales. It indicates how many months would be needed to sell all of the inventory available at the current rate of demand.

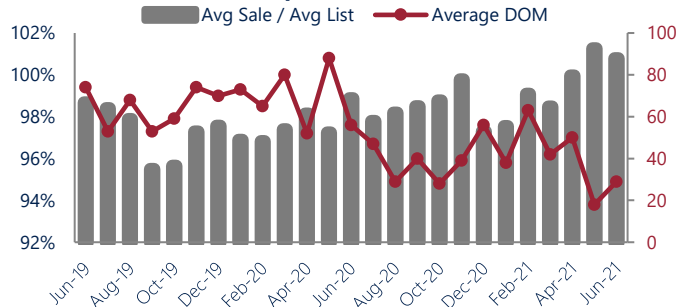
New Listings & Current Contracts

This month there were 61 homes newly listed for sale in Haddonfield, Audubon, and Haddon Heights compared to 59 in June 2020, an increase of 3%. There were 47 current contracts pending sale this June compared to 66 a year ago. The number of current contracts is 29% lower than last June.

New Listings & Current Contracts



Sale Price/ List Price & DOM



Sale Price to List Price Ratio

In June, the average sale price in Haddonfield, Audubon, and Haddon Heights was 100.8% of the average list price, which is 1.9% higher than at this time last year.

Days On Market

This month, the average number of days on market was 29, lower than the average last year, which was 56, a decrease of 48%.



Haddonfield, Audubon, and Haddon Heights are defined as properties listed in zip code/s 08033, 08106 and 08035.

*Detached, Attached, and Condo varies by local area Multiple Listing Service (MLS) definition. For more information regarding your specific market, contact one of Long & Foster's knowledgeable and experienced sales associates.

Information included in this report is based on data supplied by BRIGHTMLS and its member Association(s) of REALTORS, who are not responsible for its accuracy. Does not reflect all activity in the marketplace. Information contained in this report is deemed reliable but not guaranteed, should be independently verified, and does not constitute an opinion of BRIGHTMLS or Long & Foster Real Estate, Inc.

