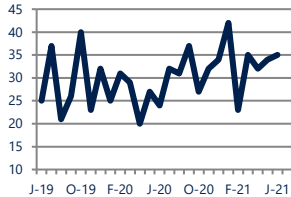




Zip Code(s): 08104, 08105, 08103 and 08102

### Units Sold

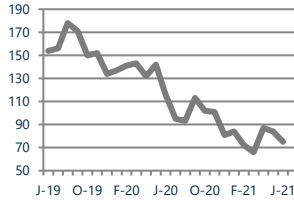
35



**Up**  
Vs. Year Ago

### Active Inventory

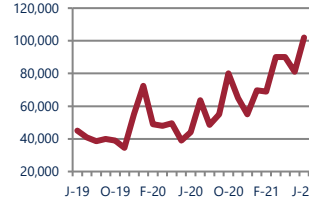
75



**Down -35%**  
Vs. Year Ago

### Median Sale Price

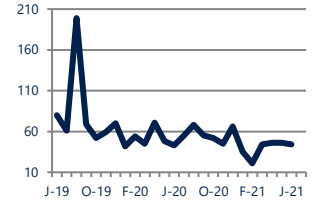
\$102,000



**Up**  
Vs. Year Ago

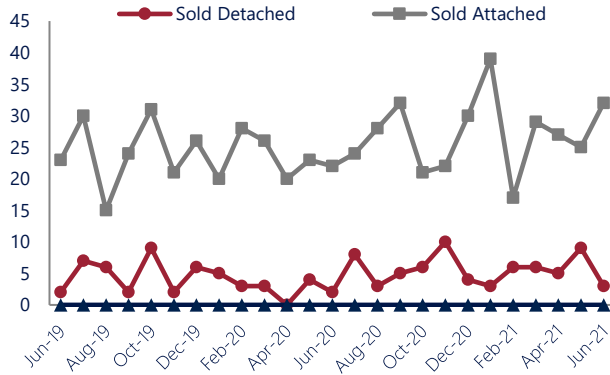
### Days On Market

44



**Up 2%**  
Vs. Year Ago

### Units Sold\*



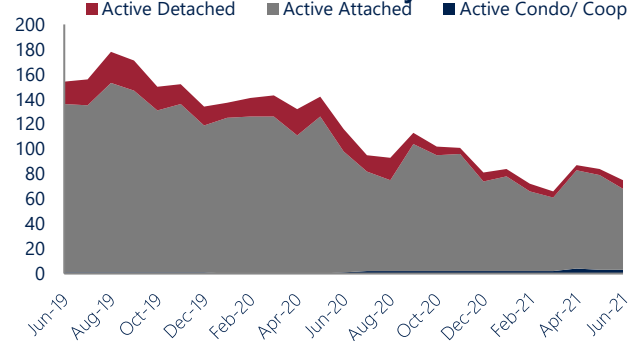
### Units Sold

With relatively few transactions, there was an increase in total units sold in June, with 35 sold this month in Camden, Rosedale, and Lanning Square. This month's total units sold was higher than at this time last year, an increase from June 2020.


### Active Inventory

Versus last year, the total number of homes available this month is lower by 41 units or 35%. The total number of active inventory this June was 75 compared to 116 in June 2020. This month's total of 75 is lower than the previous month's total supply of available inventory of 84, a decrease of 11%.

### Active Inventory\*



### Median Sale Price



### Median Sale Price

Due to the relatively small number of units sold, the median sale price showed significant change this month. Last June, the median sale price for Camden, Rosedale, and Lanning Square Homes was \$44,000. This June, the median sale price was \$102,000, an increase of \$58,000 compared to last year. The current median sold price is higher than in May. Median sale price is the middle sale price in a given month. The same number of properties are above & below the median.

Camden, Rosedale, and Lanning Square are defined as properties listed in zip code/s 08104, 08105, 08103 and 08102.

\*Detached, Attached, and Condo varies by local area Multiple Listing Service (MLS) definition. For more information regarding your specific market, contact one of Long & Foster's knowledgeable and experienced sales associates. Information included in this report is based on data supplied by BRIGHTMLS and its member Association(s) of REALTORS, who are not responsible for its accuracy. Does not reflect all activity in the marketplace. Information contained in this report is deemed reliable but not guaranteed, should be independently verified, and does not constitute an opinion of BRIGHTMLS or Long & Foster Real Estate, Inc.

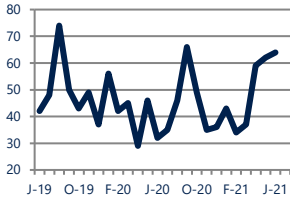




Zip Code(s): 08104, 08105, 08103 and 08102

### New Listings

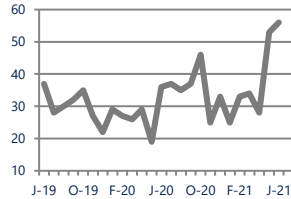
64



Up 100%  
Vs. Year Ago

### Current Contracts

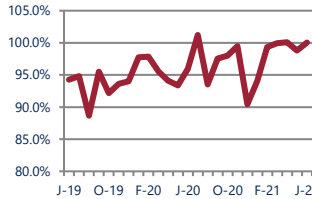
56



Up 56%  
Vs. Year Ago

### Sold Vs. List Price

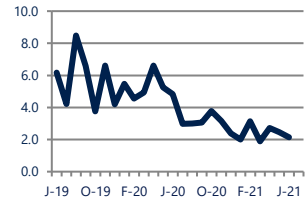
100.0%



Up 4.3%  
Vs. Year Ago

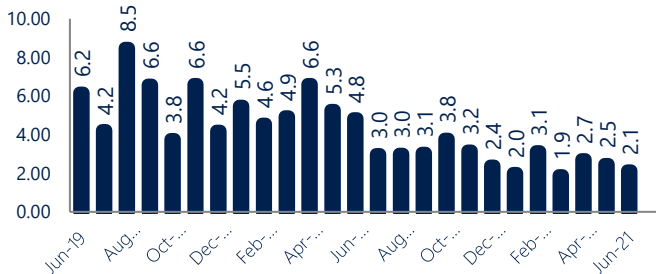
### Months of Supply

2.1



Down -56%  
Vs. Year Ago

### Months of Supply



### Months of Supply

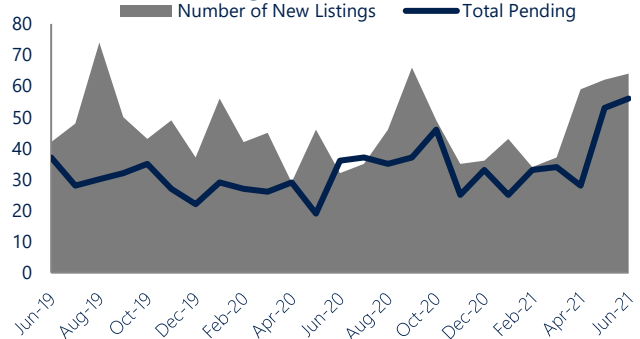
In June, there was 2.1 months of supply available in Camden, Rosedale, and Lanning Square, compared to 4.8 in June 2020. That is a decrease of 56% versus a year ago.

Months of supply is calculated by dividing current inventory by current sales. It indicates how many months would be needed to sell all of the inventory available at the current rate of demand.

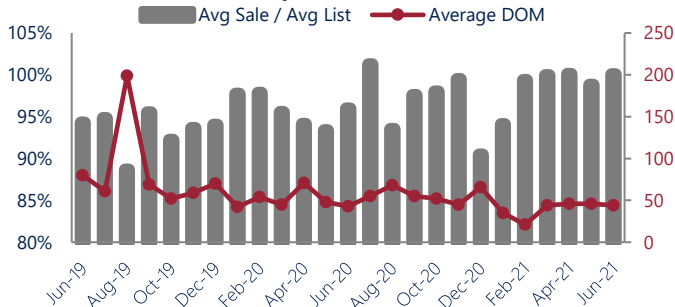
### New Listings & Current Contracts

This month there were 64 homes newly listed for sale in Camden, Rosedale, and Lanning Square compared to 32 in June 2020, an increase of 100%. There were 56 current contracts pending sale this June compared to 36 a year ago. The number of current contracts is 56% higher than last June.

### New Listings & Current Contracts



### Sale Price/ List Price & DOM



### Sale Price to List Price Ratio

In June, the average sale price in Camden, Rosedale, and Lanning Square was 100.0% of the average list price, which is 4.1% higher than at this time last year.

### Days On Market

This month, the average number of days on market was 44, higher than the average last year, which was 43, an increase of 2%.



Camden, Rosedale, and Lanning Square are defined as properties listed in zip code/s 08104, 08105, 08103 and 08102.

\*Detached, Attached, and Condo varies by local area Multiple Listing Service (MLS) definition. For more information regarding your specific market, contact one of Long & Foster's knowledgeable and experienced sales associates.

Information included in this report is based on data supplied by BRIGHTMLS and its member Association(s) of REALTORS, who are not responsible for its accuracy. Does not reflect all activity in the marketplace. Information contained in this report is deemed reliable but not guaranteed, should be independently verified, and does not constitute an opinion of BRIGHTMLS or Long & Foster Real Estate, Inc.

