



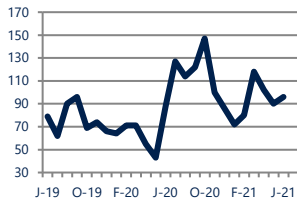
**Focus On: Brigantine and Atlantic City Housing Market**

June 2021

Zip Code(s): 08203 and 08401

**Units Sold**

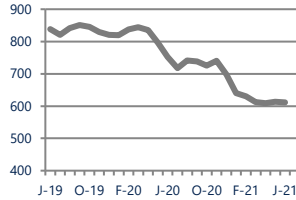
96



**Up 9%**  
Vs. Year Ago

**Active Inventory**

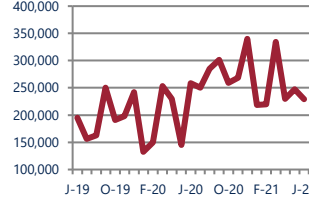
611



**Down -19%**  
Vs. Year Ago

**Median Sale Price**

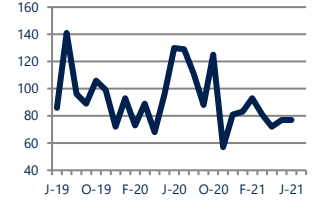
\$229,000



**Down -11%**  
Vs. Year Ago

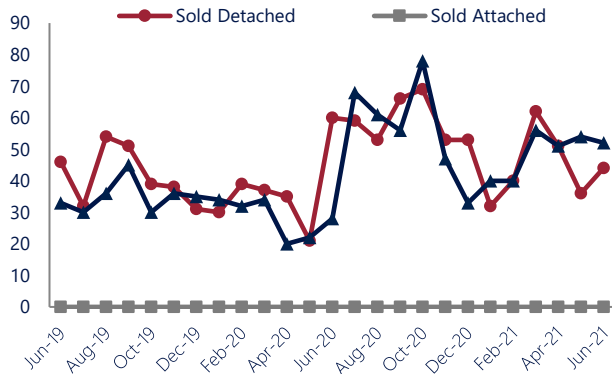
**Days On Market**

77



**Down -41%**  
Vs. Year Ago

**Units Sold\***



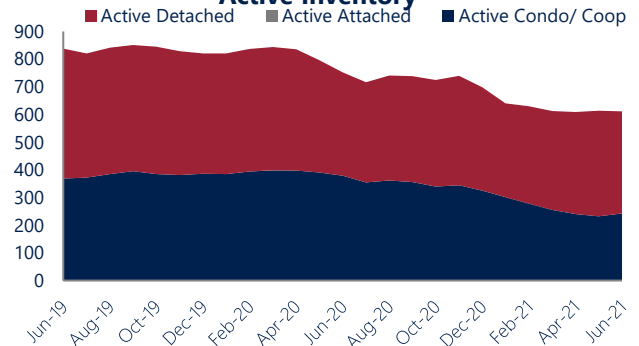
**Units Sold**

There was an increase in total units sold in June, with 96 sold this month in Brigantine and Atlantic City versus 90 last month, an increase of 7%. This month's total units sold was higher than at this time last year, an increase of 9% versus June 2020.

**Active Inventory**

Versus last year, the total number of homes available this month is lower by 141 units or 19%. The total number of active inventory this June was 611 compared to 752 in June 2020. This month's supply remained stable as compared to last month.

**Active Inventory\***



**Median Sale Price**



**Median Sale Price**

Last June, the median sale price for Brigantine and Atlantic City Homes was \$258,500. This June, the median sale price was \$229,000, a decrease of 11% or \$29,500 compared to last year. The current median sold price is 7% lower than in May.

Median sale price is the middle sale price in a given month. The same number of properties are above & below the median.

Brigantine and Atlantic City are defined as properties listed in zip code/s 08203 and 08401.

\*Detached, Attached, and Condo varies by local area Multiple Listing Service (MLS) definition. For more information regarding your specific market, contact one of Long & Foster's knowledgeable and experienced sales associates.

Information included in this report is based on data supplied by SJSMLS and its member Association(s) of REALTORS, who are not responsible for its accuracy. Does not reflect all activity in the marketplace. Information contained in this report is deemed reliable but not guaranteed, should be independently verified, and does not constitute an opinion of SJSMLS or Long & Foster Real Estate, Inc.





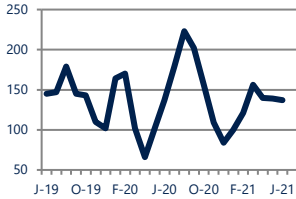
## Focus On: Brigantine and Atlantic City Housing Market

June 2021

Zip Code(s): 08203 and 08401

### New Listings

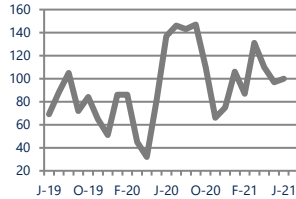
137



No Change  
Vs. Year Ago

### Current Contracts

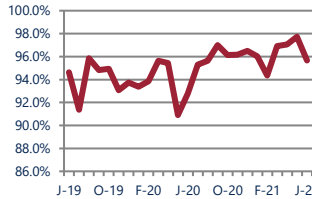
100



Down -27%  
Vs. Year Ago

### Sold Vs. List Price

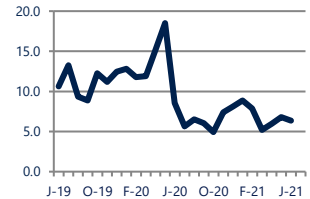
95.7%



Up 3.1%  
Vs. Year Ago

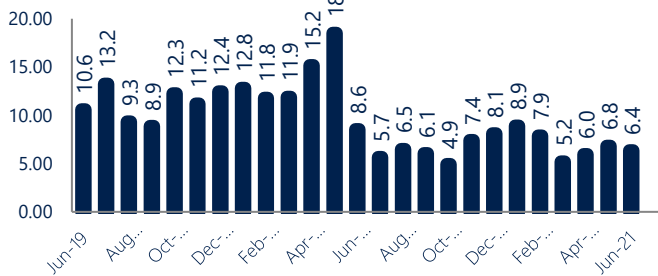
### Months of Supply

6.4



Down -26%  
Vs. Year Ago

### Months Of Supply



### New Listings & Current Contracts

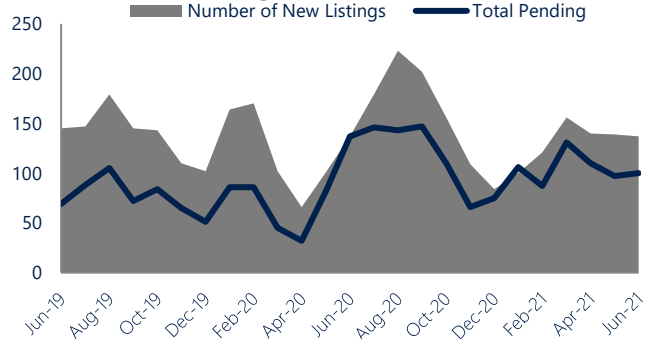
This month there were 137 homes newly listed for sale in Brigantine and Atlantic City, which is similar to the amount in June 2020. There were 100 current contracts pending sale this June compared to 137 a year ago. The number of current contracts is 27% lower than last June.

### Months of Supply

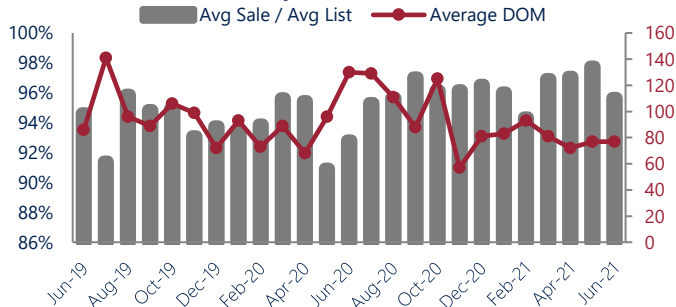
In June, there was 6.4 months of supply available in Brigantine and Atlantic City, compared to 8.5 in June 2020. That is a decrease of 26% versus a year ago.

Months of supply is calculated by dividing current inventory by current sales. It indicates how many months would be needed to sell all of the inventory available at the current rate of demand.

### New Listings & Current Contracts



### Sale Price/ List Price & DOM



### Sale Price to List Price Ratio

In June, the average sale price in Brigantine and Atlantic City was 95.7% of the average list price, which is 2.9% higher than at this time last year.

### Days On Market

This month, the average number of days on market was 77, lower than the average last year, which was 130, a decrease of 41%.



Brigantine and Atlantic City are defined as properties listed in zip code/s 08203 and 08401.

\*Detached, Attached, and Condo varies by local area Multiple Listing Service (MLS) definition. For more information regarding your specific market, contact one of Long & Foster's knowledgeable and experienced sales associates.

Information included in this report is based on data supplied by SJSMLS and its member Association(s) of REALTORS, who are not responsible for its accuracy. Does not reflect all activity in the marketplace. Information contained in this report is deemed reliable but not guaranteed, should be independently verified, and does not constitute an opinion of SJSMLS or Long & Foster Real Estate, Inc.

