



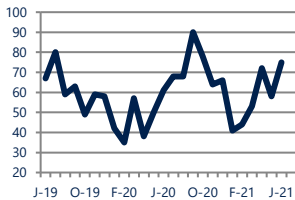
**Focus On: Barclay , Kingston, and Cherry Hill Housing Market**

June 2021

Zip Code(s): 08034 and 08002

**Units Sold**

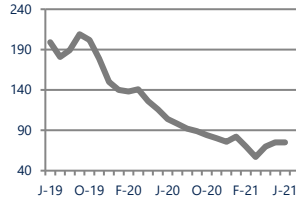
75



**Up 23%**  
Vs. Year Ago

**Active Inventory**

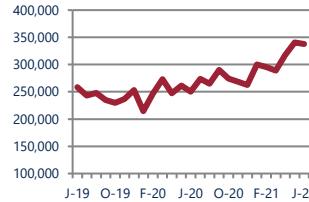
75



**Down -28%**  
Vs. Year Ago

**Median Sale Price**

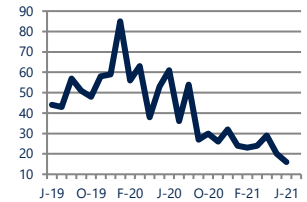
\$338,000



**Up**  
Vs. Year Ago

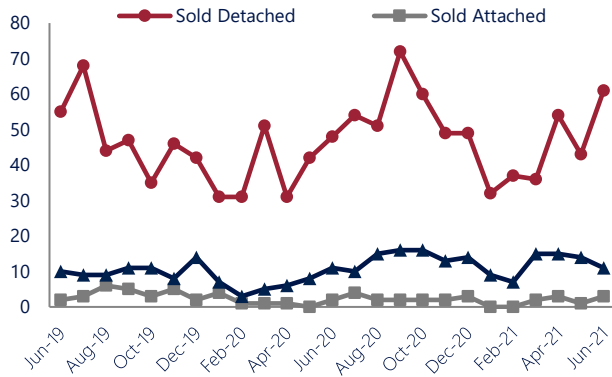
**Days On Market**

16



**Down -74%**  
Vs. Year Ago

**Units Sold\***



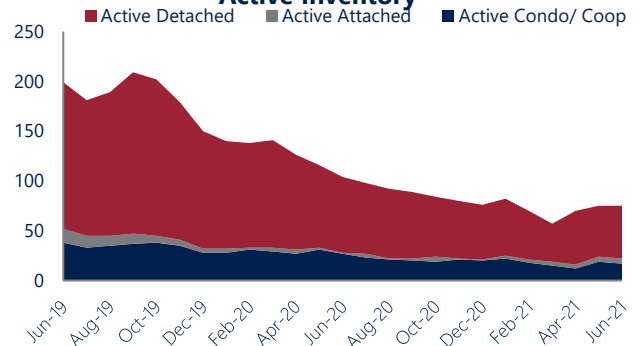
**Units Sold**

There was an increase in total units sold in June, with 75 sold this month in Barclay , Kingston, and Cherry Hill versus 58 last month, an increase of 29%. This month's total units sold was higher than at this time last year, an increase of 23% versus June 2020.

**Active Inventory**

Versus last year, the total number of homes available this month is lower by 29 units or 28%. The total number of active inventory this June was 75 compared to 104 in June 2020. This month's supply remained stable as compared to last month.

**Active Inventory\***



**Median Sale Price**



**Median Sale Price**

Last June, the median sale price for Barclay , Kingston, and Cherry Hill Homes was \$250,000. This June, the median sale price was \$338,000, an increase of \$88,000 compared to last year. The current median sold price is lower than in May.

Median sale price is the middle sale price in a given month. The same number of properties are above & below the median.

Barclay , Kingston, and Cherry Hill are defined as properties listed in zip code/s 08034 and 08002.

\*Detached, Attached, and Condo varies by local area Multiple Listing Service (MLS) definition. For more information regarding your specific market, contact one of Long & Foster's knowledgeable and experienced sales associates.  
Information included in this report is based on data supplied by BRIGHTMLS and its member Association(s) of REALTORS, who are not responsible for its accuracy. Does not reflect all activity in the marketplace. Information contained in this report is deemed reliable but not guaranteed, should be independently verified, and does not constitute an opinion of BRIGHTMLS or Long & Foster Real Estate, Inc.

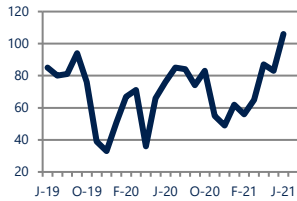




Zip Code(s): 08034 and 08002

### New Listings

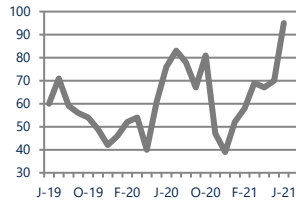
106



**Up 39%**  
Vs. Year Ago

### Current Contracts

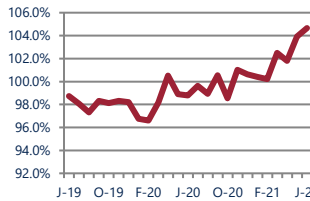
95



**Up 25%**  
Vs. Year Ago

### Sold Vs. List Price

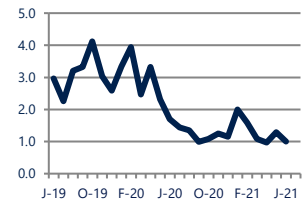
104.7%



**Up**  
Vs. Year Ago

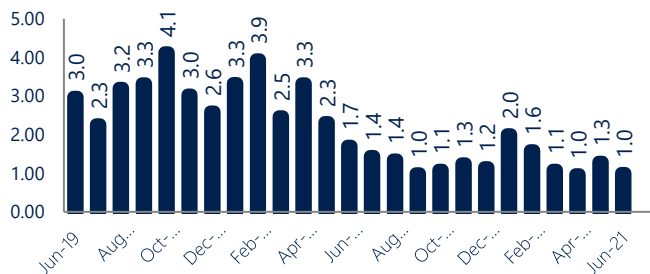
### Months of Supply

1.0



**Down -41%**  
Vs. Year Ago

### Months Of Supply



### New Listings & Current Contracts

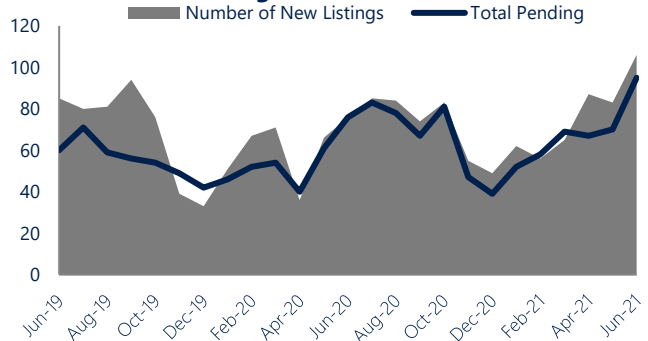
This month there were 106 homes newly listed for sale in Barclay , Kingston, and Cherry Hill compared to 76 in June 2020, an increase of 39%. There were 95 current contracts pending sale this June compared to 76 a year ago. The number of current contracts is 25% higher than last June.

### Months of Supply

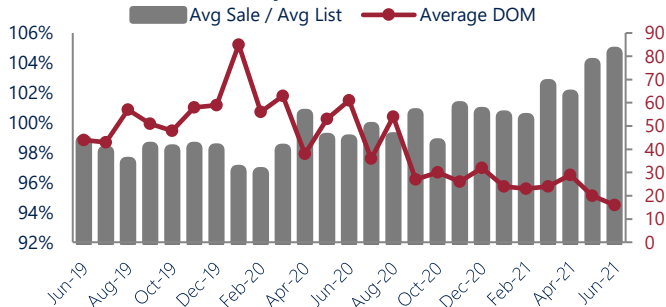
In June, there was 1.0 months of supply available in Barclay , Kingston, and Cherry Hill, compared to 1.7 in June 2020. That is a decrease of 41% versus a year ago.

Months of supply is calculated by dividing current inventory by current sales. It indicates how many months would be needed to sell all of the inventory available at the current rate of demand.

### New Listings & Current Contracts



### Sale Price/ List Price & DOM



### Sale Price to List Price Ratio

In June, the average sale price in Barclay , Kingston, and Cherry Hill was 104.7% of the average list price, which is higher than at this time last year.

### Days On Market

This month, the average number of days on market was 16, lower than the average last year, which was 61, a decrease of 74%.



Barclay , Kingston, and Cherry Hill are defined as properties listed in zip code/s 08034 and 08002.

\*Detached, Attached, and Condo varies by local area Multiple Listing Service (MLS) definition. For more information regarding your specific market, contact one of Long & Foster's knowledgeable and experienced sales associates.

Information included in this report is based on data supplied by BRIGHTMLS and its member Association(s) of REALTORS, who are not responsible for its accuracy. Does not reflect all activity in the marketplace. Information contained in this report is deemed reliable but not guaranteed, should be independently verified, and does not constitute an opinion of BRIGHTMLS or Long & Foster Real Estate, Inc.

