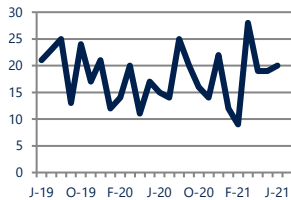


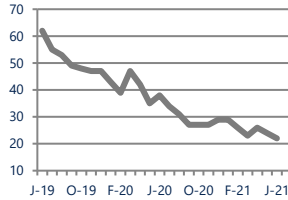


Units Sold
20



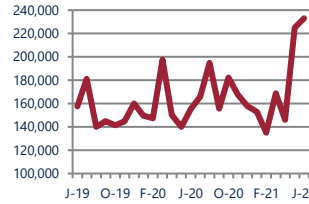
Up 33%
Vs. Year Ago

Active Inventory
22



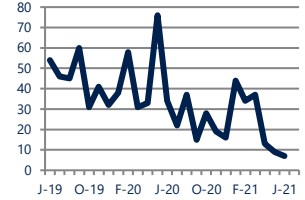
Down -42%
Vs. Year Ago

Median Sale Price
\$233,000



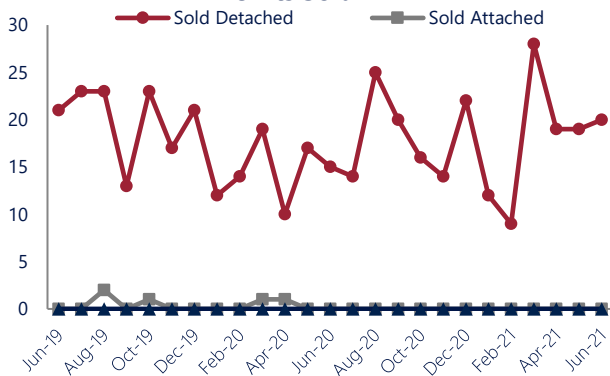
Up
Vs. Year Ago

Days On Market
7



Down
Vs. Year Ago

Units Sold*



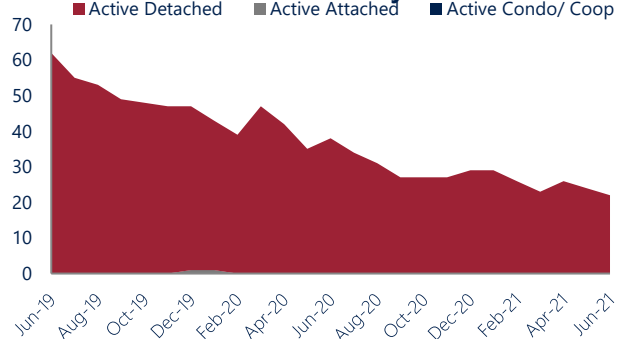
Units Sold

There was an increase in total units sold in June, with 20 sold this month in Yadkin County versus 19 last month, an increase of 5%. This month's total units sold was higher than at this time last year, an increase of 33% versus June 2020.

Active Inventory

Versus last year, the total number of homes available this month is lower by 16 units or 42%. The total number of active inventory this June was 22 compared to 38 in June 2020. This month's total of 22 is lower than the previous month's total supply of available inventory of 24, a decrease of 8%.

Active Inventory*



Median Sale Price



Median Sale Price

Due to the relatively small number of units sold, the median sale price showed significant change this month. Last June, the median sale price for Yadkin County Homes was \$155,000. This June, the median sale price was \$233,000, an increase of \$78,000 compared to last year. The current median sold price is higher than in May. Median sale price is the middle sale price in a given month. The same number of properties are above & below the median.



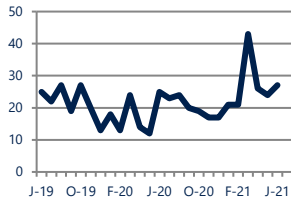
*Detached, Attached, and Condo varies by local area Multiple Listing Service (MLS) definition. For more information regarding your specific market, contact one of Long & Foster's knowledgeable and experienced sales associates. Information included in this report is based on data supplied by TRIAD and its member Association(s) of REALTORS, who are not responsible for its accuracy. Does not reflect all activity in the marketplace. Information contained in this report is deemed reliable but not guaranteed, should be independently verified, and does not constitute an opinion of TRIAD or Long & Foster Real Estate, Inc.





New Listings

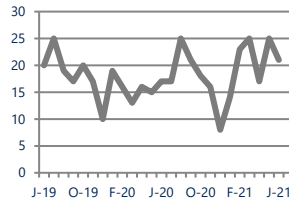
27



Up 8%
Vs. Year Ago

Current Contracts

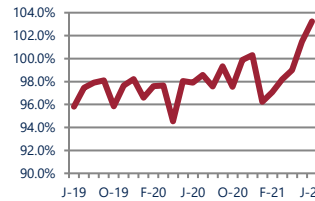
21



Up 24%
Vs. Year Ago

Sold Vs. List Price

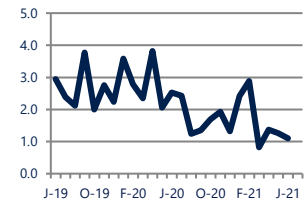
103.2%



Up
Vs. Year Ago

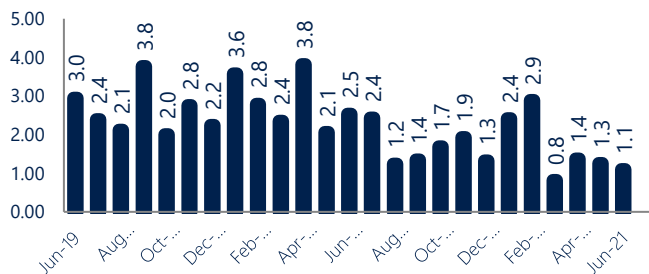
Months of Supply

1.1



Down -57%
Vs. Year Ago

Months Of Supply



New Listings & Current Contracts

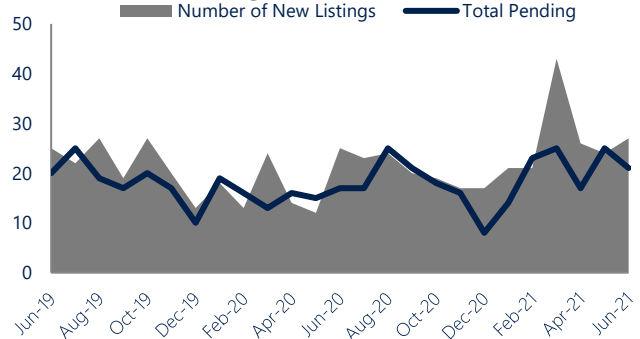
This month there were 27 homes newly listed for sale in Yadkin County compared to 25 in June 2020, an increase of 8%. There were 21 current contracts pending sale this June compared to 17 a year ago. The number of current contracts is 24% higher than last June.

Months of Supply

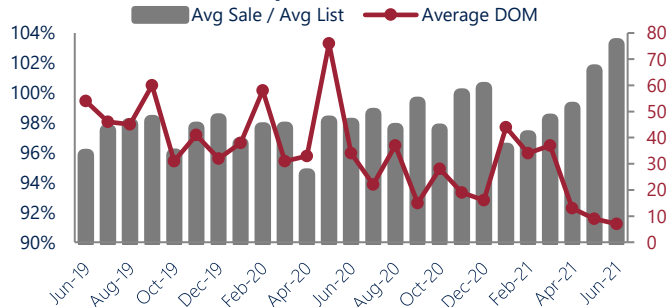
In June, there was 1.1 months of supply available in Yadkin County, compared to 2.5 in June 2020. That is a decrease of 57% versus a year ago.

Months of supply is calculated by dividing current inventory by current sales. It indicates how many months would be needed to sell all of the inventory available at the current rate of demand.

New Listings & Current Contracts



Sale Price/ List Price & DOM



Sale Price to List Price Ratio

In June, the average sale price in Yadkin County was 103.2% of the average list price, which is higher than at this time last year.

Days On Market

This month, the average number of days on market was 7, lower than the average last year, which was 34. This decrease was impacted by the limited number of sales.



*Detached, Attached, and Condo varies by local area Multiple Listing Service (MLS) definition. For more information regarding your specific market, contact one of Long & Foster's knowledgeable and experienced sales associates.

Information included in this report is based on data supplied by TRIAD and its member Association(s) of REALTORS, who are not responsible for its accuracy. Does not reflect all activity in the marketplace. Information contained in this report is deemed reliable but not guaranteed, should be independently verified, and does not constitute an opinion of TRIAD or Long & Foster Real Estate, Inc.

