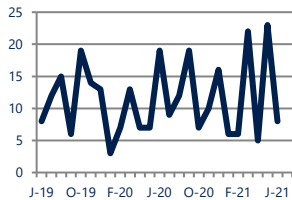




Units Sold

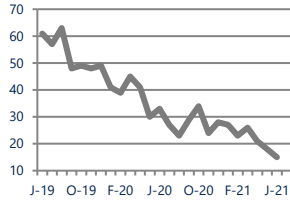
8



Down
Vs. Year Ago

Active Inventory

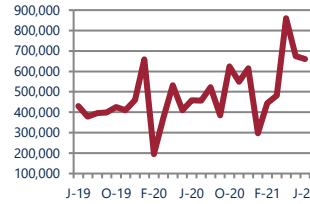
15



Down -55%
Vs. Year Ago

Median Sale Price

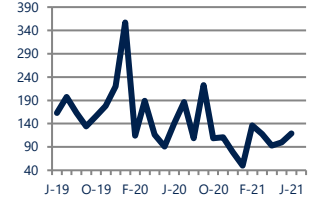
\$661,000



Up
Vs. Year Ago

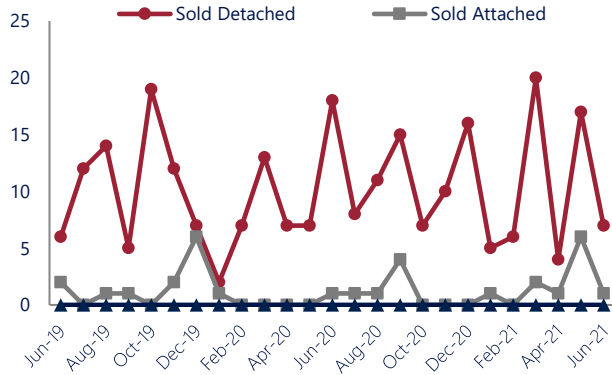
Days On Market

119



Down -15%
Vs. Year Ago

Units Sold*



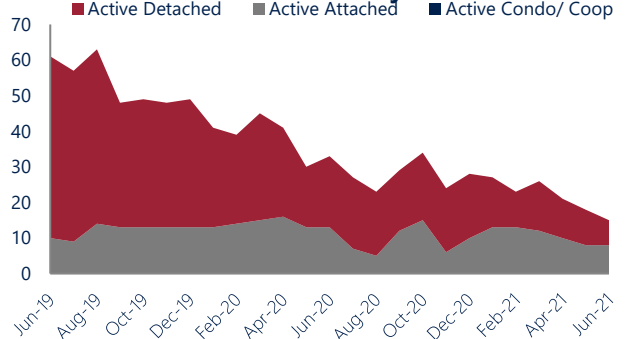
Units Sold

With relatively few transactions, there was a decrease in total units sold in June, with 8 sold this month in Warren County. This month's total units sold was lower than at this time last year, a decrease from June 2020.

Active Inventory

Versus last year, the total number of homes available this month is lower by 18 units or 55%. The total number of active inventory this June was 15 compared to 33 in June 2020. This month's total of 15 is lower than the previous month's total supply of available inventory of 18, a decrease of 17%.

Active Inventory*



Median Sale Price



Median Sale Price

Due to the relatively small number of units sold, the median sale price showed significant change this month. Last June, the median sale price for Warren County Homes was \$458,000. This June, the median sale price was \$661,000, an increase of \$203,000 compared to last year. The current median sold price is lower than in May. Median sale price is the middle sale price in a given month. The same number of properties are above & below the median.



*Detached, Attached, and Condo varies by local area Multiple Listing Service (MLS) definition. For more information regarding your specific market, contact one of Long & Foster's knowledgeable and experienced sales associates. Information included in this report is based on data supplied by RVLG and its member Association(s) of REALTORS, who are not responsible for its accuracy. Does not reflect all activity in the marketplace. Information contained in this report is deemed reliable but not guaranteed, should be independently verified, and does not constitute an opinion of RVLG or Long & Foster Real Estate, Inc.



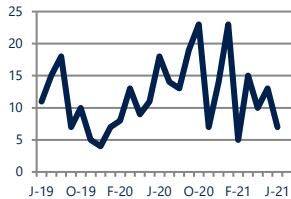


Focus On: Warren County Housing Market

June 2021

New Listings

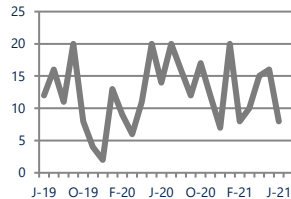
7



Down -61%
Vs. Year Ago

Current Contracts

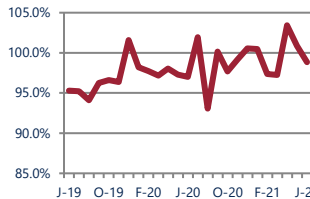
8



Down -43%
Vs. Year Ago

Sold Vs. List Price

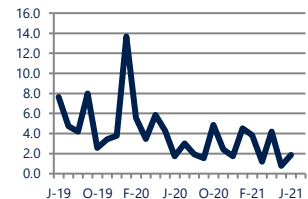
98.9%



Up 1.9%
Vs. Year Ago

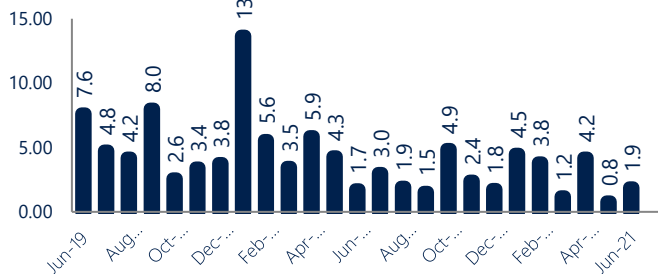
Months of Supply

1.9



Up 8%
Vs. Year Ago

Months of Supply



New Listings & Current Contracts

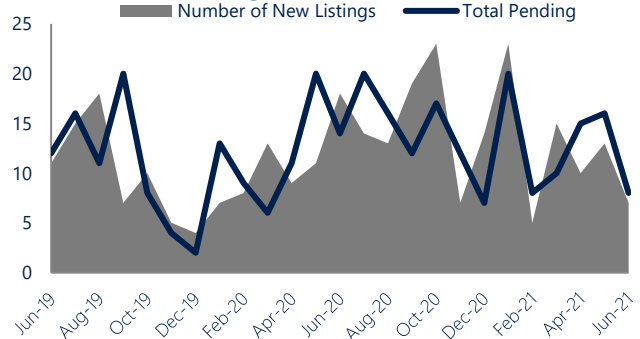
This month there were 7 homes newly listed for sale in Warren County compared to 18 in June 2020, a decrease of 61%. There were 8 current contracts pending sale this June compared to 14 a year ago. The number of current contracts is 43% lower than last June.

Months of Supply

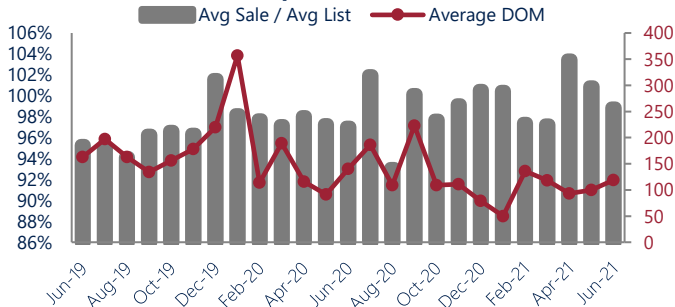
In June, there was 1.9 months of supply available in Warren County, compared to 1.7 in June 2020. That is an increase of 8% versus a year ago.

Months of supply is calculated by dividing current inventory by current sales. It indicates how many months would be needed to sell all of the inventory available at the current rate of demand.

New Listings & Current Contracts



Sale Price/ List Price & DOM



Sale Price to List Price Ratio

In June, the average sale price in Warren County was 98.9% of the average list price, which is 1.8% higher than at this time last year.

Days On Market

This month, the average number of days on market was 119, lower than the average last year, which was 140, a decrease of 15%.



*Detached, Attached, and Condo varies by local area Multiple Listing Service (MLS) definition. For more information regarding your specific market, contact one of Long & Foster's knowledgeable and experienced sales associates.

Information included in this report is based on data supplied by RVLG and its member Association(s) of REALTORS, who are not responsible for its accuracy. Does not reflect all activity in the marketplace. Information contained in this report is deemed reliable but not guaranteed, should be independently verified, and does not constitute an opinion of RVLG or Long & Foster Real Estate, Inc.

