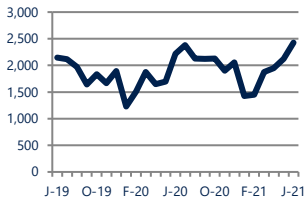


**Focus On: Wake County Housing Market**

June 2021

**Units Sold**

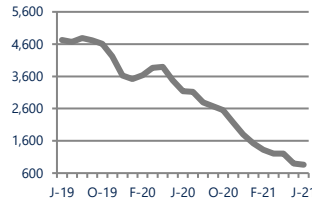
**2,427**



**Up 10%**  
Vs. Year Ago

**Active Inventory**

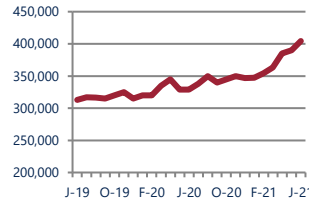
**860**



**Down -73%**  
Vs. Year Ago

**Median Sale Price**

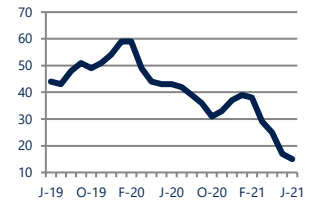
**\$404,382**



**Up 23%**  
Vs. Year Ago

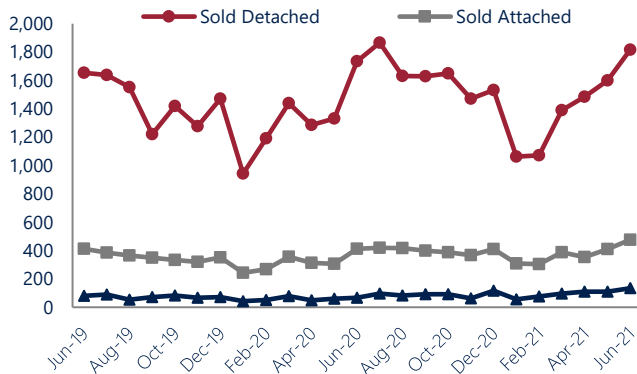
**Days On Market**

**15**



**Down -65%**  
Vs. Year Ago

**Units Sold\***



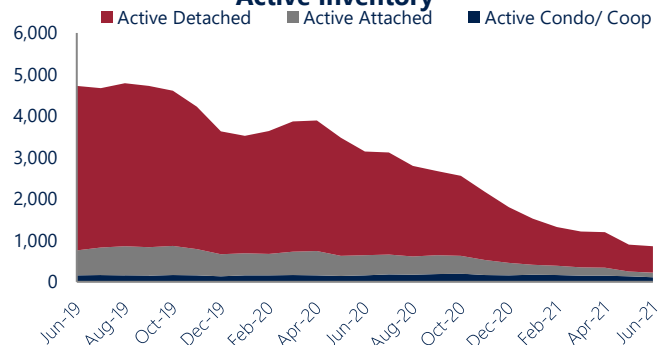
**Units Sold**

There was an increase in total units sold in June, with 2,427 sold this month in Wake County versus 2,119 last month, an increase of 15%. This month's total units sold was higher than at this time last year, an increase of 10% versus June 2020.

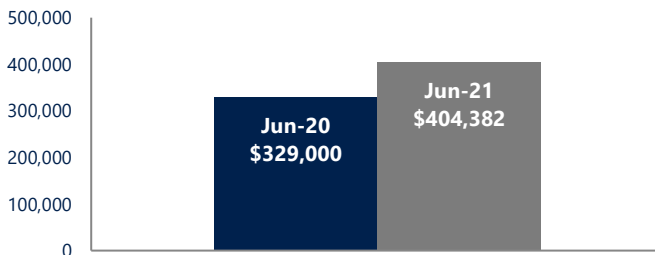
**Active Inventory**

Versus last year, the total number of homes available this month is lower by 2,283 units or 73%. The total number of active inventory this June was 860 compared to 3,143 in June 2020. This month's total of 860 is lower than the previous month's total supply of available inventory of 900, a decrease of 4%.

**Active Inventory\***



**Median Sale Price**



**Median Sale Price**

Last June, the median sale price for Wake County Homes was \$329,000. This June, the median sale price was \$404,382, an increase of 23% or \$75,382 compared to last year. The current median sold price is 4% higher than in May.

Median sale price is the middle sale price in a given month. The same number of properties are above & below the median.

Wake County are defined as properties listed in zip code/s.

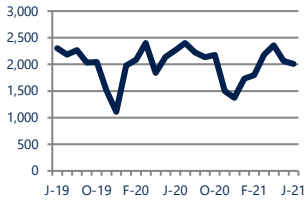
\*Detached, Attached, and Condo varies by local area Multiple Listing Service (MLS) definition. For more information regarding your specific market, contact one of Long & Foster's knowledgeable and experienced sales associates.

Information included in this report is based on data supplied by TRIANGLE and its member Association(s) of REALTORS, who are not responsible for its accuracy. Does not reflect all activity in the marketplace. Information contained in this report is deemed reliable but not guaranteed, should be independently verified, and does not constitute an opinion of TRIANGLE or Long & Foster Real Estate, Inc.

**Focus On: Wake County Housing Market**

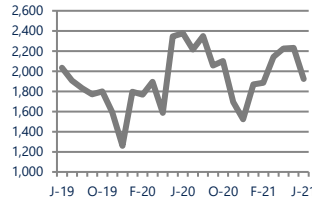
June 2021

**New Listings**  
2,007



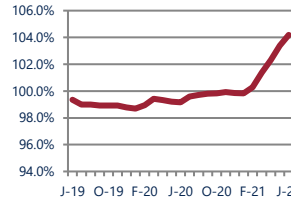
**Down -11%**  
Vs. Year Ago

**Current Contracts**  
1,924



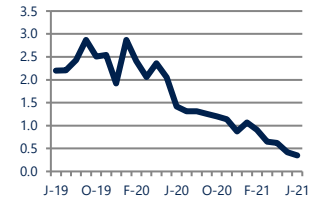
**Down -19%**  
Vs. Year Ago

**Sold Vs. List Price**  
104.2%



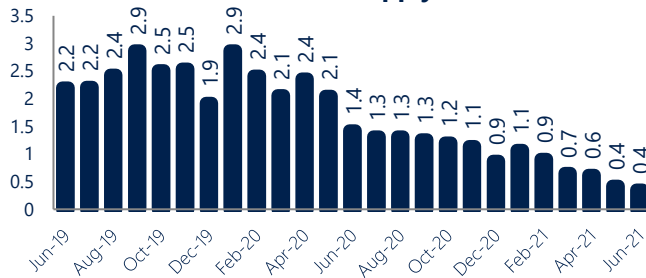
**Up**  
Vs. Year Ago

**Months of Supply**  
0.4



**Down -75%**  
Vs. Year Ago

**Months Of Supply**



**Months of Supply**

In June, there was 0.4 months of supply available in Wake County, compared to 1.4 in June 2020. That is a decrease of 75% versus a year ago.

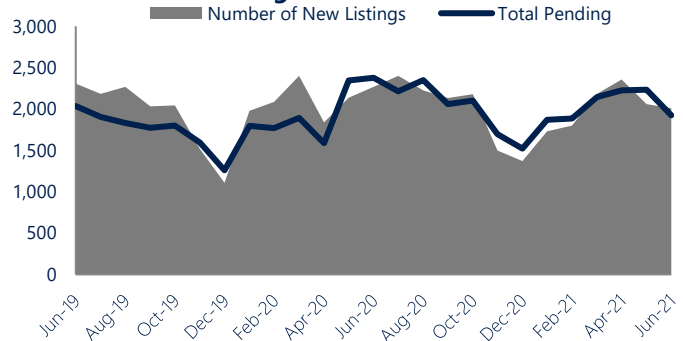
Months of supply is calculated by dividing current inventory by current sales. It indicates how many months would be needed to sell all of the inventory available at the current rate of demand.

**New Listings & Current Contracts**

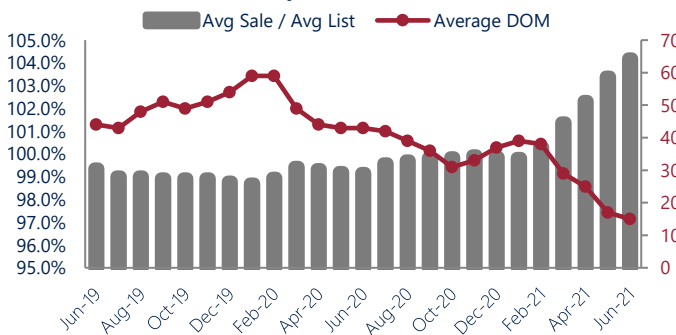
This month there were 2,007 homes newly listed for sale in Wake County compared to 2,266 in June 2020, a decrease of 11%.

There were 1,924 current contracts pending sale this June compared to 2,377 a year ago. The number of current contracts is 19% lower than last June.

**New Listings & Current Contracts**



**Sale Price/ List Price & DOM**



**Sale Price to List Price Ratio**

In June, the average sale price in Wake County was 104.2% of the average list price, which is higher than at this time last year.

**Days On Market**

This month, the average number of days on market was 15, lower than the average last year, which was 43, a decrease of 65%.



Wake County are defined as properties listed in zip code/s .

\*Detached, Attached, and Condo varies by local area Multiple Listing Service (MLS) definition. For more information regarding your specific market, contact one of Long & Foster's knowledgeable and experienced sales associates.

Information included in this report is based on data supplied by TRIANGLE and its member Association(s) of REALTORS, who are not responsible for its accuracy.

Does not reflect all activity in the marketplace. Information contained in this report is deemed reliable but not guaranteed, should be independently verified, and does not constitute an opinion of TRIANGLE or Long & Foster Real Estate, Inc.

