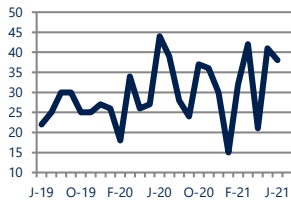




### Units Sold

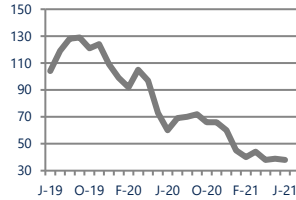
38



**Down -14%**  
Vs. Year Ago

### Active Inventory

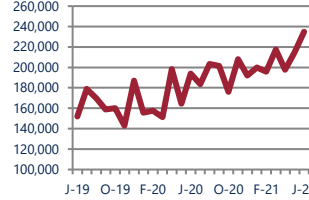
38



**Down -37%**  
Vs. Year Ago

### Median Sale Price

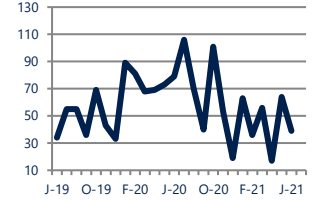
\$234,850



**Up 21%**  
Vs. Year Ago

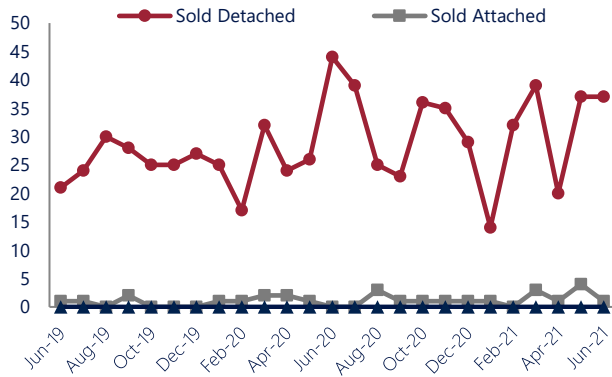
### Days On Market

39



**Down**  
Vs. Year Ago

### Units Sold\*



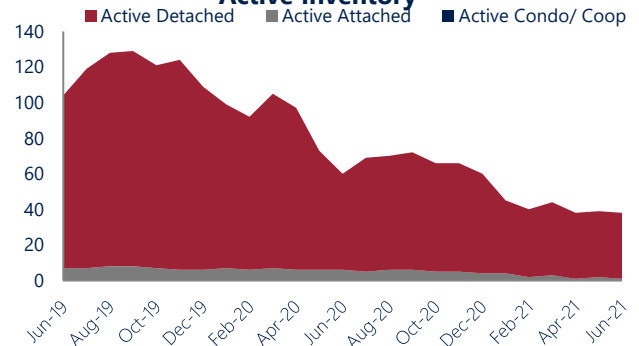
### Units Sold

There was a decrease in total units sold in June, with 38 sold this month in Stokes County versus 41 last month, a decrease of 7%. This month's total units sold was lower than at this time last year, a decrease of 14% versus June 2020.

### Active Inventory

Versus last year, the total number of homes available this month is lower by 22 units or 37%. The total number of active inventory this June was 38 compared to 60 in June 2020. This month's total of 38 is lower than the previous month's total supply of available inventory of 39, a decrease of 3%.

### Active Inventory\*



### Median Sale Price



### Median Sale Price

Last June, the median sale price for Stokes County Homes was \$194,000. This June, the median sale price was \$234,850, an increase of 21% or \$40,850 compared to last year. The current median sold price is 9% higher than in May.

Median sale price is the middle sale price in a given month. The same number of properties are above & below the median.



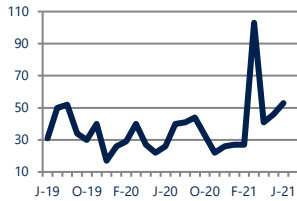
\*Detached, Attached, and Condo varies by local area Multiple Listing Service (MLS) definition. For more information regarding your specific market, contact one of Long & Foster's knowledgeable and experienced sales associates. Information included in this report is based on data supplied by TRIAD and its member Association(s) of REALTORS, who are not responsible for its accuracy. Does not reflect all activity in the marketplace. Information contained in this report is deemed reliable but not guaranteed, should be independently verified, and does not constitute an opinion of TRIAD or Long & Foster Real Estate, Inc.





### New Listings

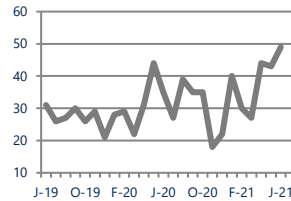
53



**Up 104%**  
Vs. Year Ago

### Current Contracts

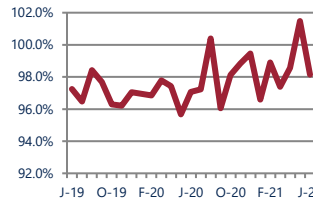
49



**Up 40%**  
Vs. Year Ago

### Sold Vs. List Price

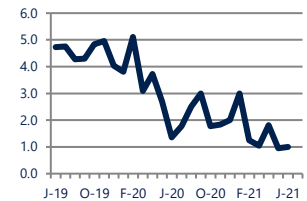
98.2%



**Up 1.1%**  
Vs. Year Ago

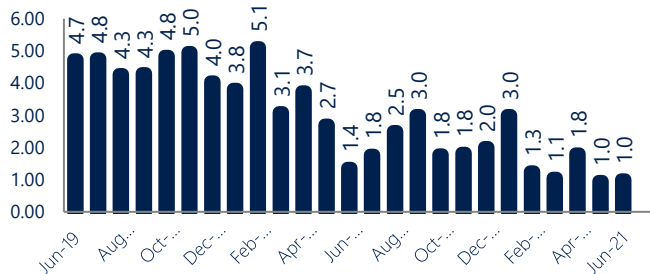
### Months of Supply

1.0



**Down -26%**  
Vs. Year Ago

### Months of Supply



### New Listings & Current Contracts

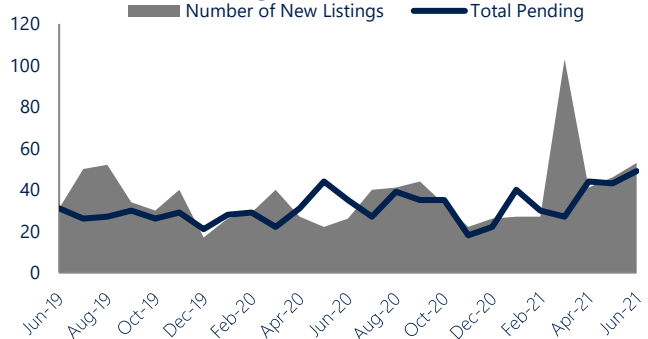
This month there were 53 homes newly listed for sale in Stokes County compared to 26 in June 2020, an increase of 104%. There were 49 current contracts pending sale this June compared to 35 a year ago. The number of current contracts is 40% higher than last June.

### Months of Supply

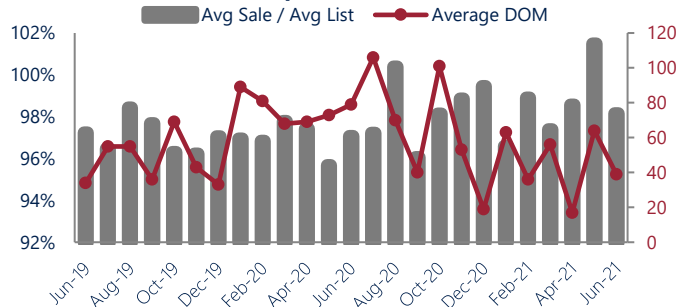
In June, there was 1.0 months of supply available in Stokes County, compared to 1.4 in June 2020. That is a decrease of 27% versus a year ago.

Months of supply is calculated by dividing current inventory by current sales. It indicates how many months would be needed to sell all of the inventory available at the current rate of demand.

### New Listings & Current Contracts



### Sale Price/ List Price & DOM



### Sale Price to List Price Ratio

In June, the average sale price in Stokes County was 98.2% of the average list price, which is 1.1% higher than at this time last year.

### Days On Market

This month, the average number of days on market was 39, lower than the average last year, which was 79. This decrease was impacted by the limited number of sales.



\*Detached, Attached, and Condo varies by local area Multiple Listing Service (MLS) definition. For more information regarding your specific market, contact one of Long & Foster's knowledgeable and experienced sales associates.

Information included in this report is based on data supplied by TRIAD and its member Association(s) of REALTORS, who are not responsible for its accuracy. Does not reflect all activity in the marketplace. Information contained in this report is deemed reliable but not guaranteed, should be independently verified, and does not constitute an opinion of TRIAD or Long & Foster Real Estate, Inc.

