

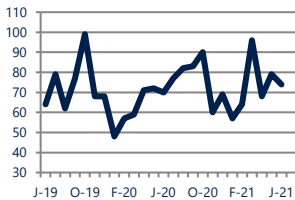


Focus On: Rockingham County Housing Market

June 2021

Units Sold

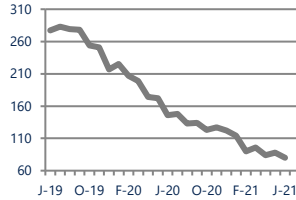
74



Up 6%
Vs. Year Ago

Active Inventory

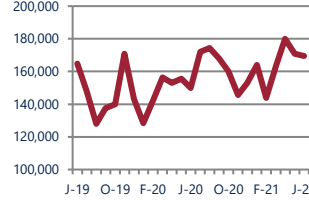
80



Down -45%
Vs. Year Ago

Median Sale Price

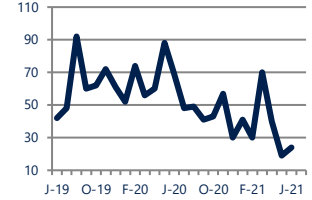
\$169,450



Up 13%
Vs. Year Ago

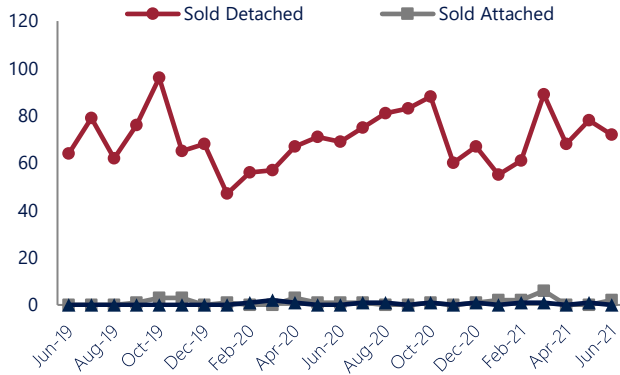
Days On Market

24



Down -65%
Vs. Year Ago

Units Sold*



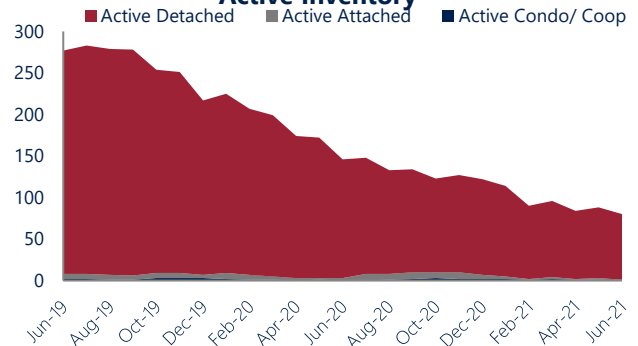
Units Sold

There was a decrease in total units sold in June, with 74 sold this month in Rockingham County versus 79 last month, a decrease of 6%. This month's total units sold was higher than at this time last year, an increase of 6% versus June 2020.

Active Inventory

Versus last year, the total number of homes available this month is lower by 66 units or 45%. The total number of active inventory this June was 80 compared to 146 in June 2020. This month's total of 80 is lower than the previous month's total supply of available inventory of 88, a decrease of 9%.

Active Inventory*



Median Sale Price



Median Sale Price

Last June, the median sale price for Rockingham County Homes was \$149,950. This June, the median sale price was \$169,450, an increase of 13% or \$19,500 compared to last year. The current median sold price is 1% lower than in May.

Median sale price is the middle sale price in a given month. The same number of properties are above & below the median.



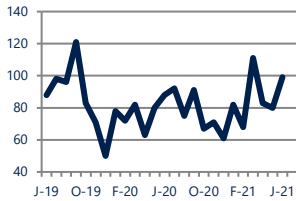
*Detached, Attached, and Condo varies by local area Multiple Listing Service (MLS) definition. For more information regarding your specific market, contact one of Long & Foster's knowledgeable and experienced sales associates. Information included in this report is based on data supplied by TRIAD and its member Association(s) of REALTORS, who are not responsible for its accuracy. Does not reflect all activity in the marketplace. Information contained in this report is deemed reliable but not guaranteed, should be independently verified, and does not constitute an opinion of TRIAD or Long & Foster Real Estate, Inc.





New Listings

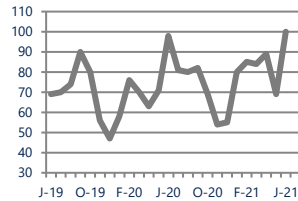
99



Up 13%
Vs. Year Ago

Current Contracts

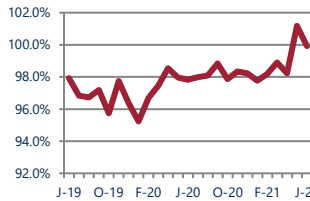
100



Up 2%
Vs. Year Ago

Sold Vs. List Price

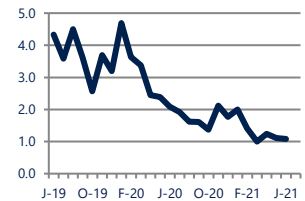
99.9%



Up 2.1%
Vs. Year Ago

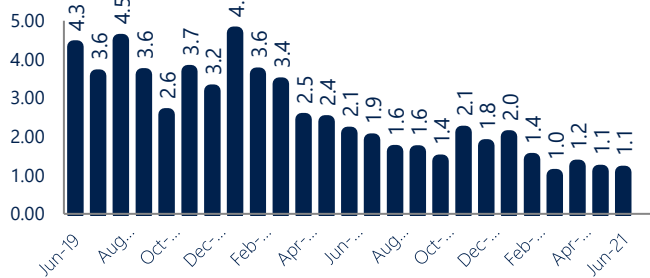
Months of Supply

1.1



Down -48%
Vs. Year Ago

Months Of Supply



New Listings & Current Contracts

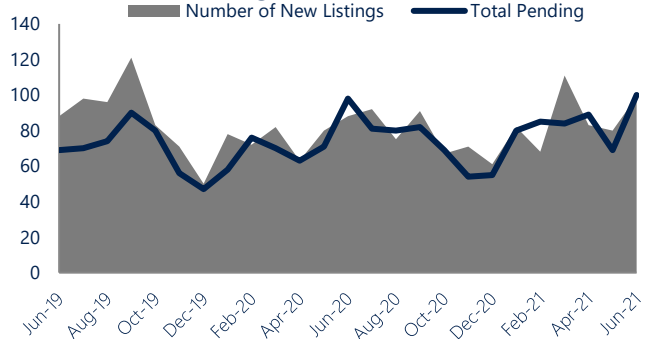
This month there were 99 homes newly listed for sale in Rockingham County compared to 88 in June 2020, an increase of 13%. There were 100 current contracts pending sale this June compared to 98 a year ago. The number of current contracts is 2% higher than last June.

Months of Supply

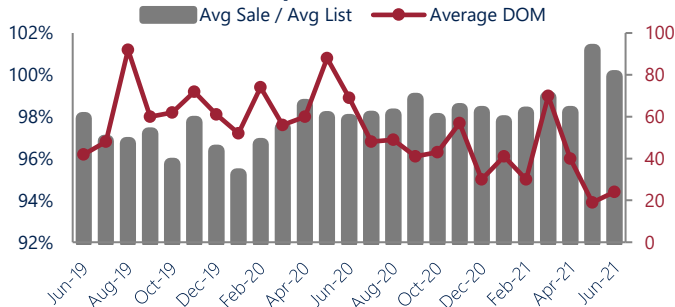
In June, there was 1.1 months of supply available in Rockingham County, compared to 2.1 in June 2020. That is a decrease of 48% versus a year ago.

Months of supply is calculated by dividing current inventory by current sales. It indicates how many months would be needed to sell all of the inventory available at the current rate of demand.

New Listings & Current Contracts



Sale Price/ List Price & DOM



Sale Price to List Price Ratio

In June, the average sale price in Rockingham County was 99.9% of the average list price, which is 2.1% higher than at this time last year.

Days On Market

This month, the average number of days on market was 24, lower than the average last year, which was 69, a decrease of 65%.



*Detached, Attached, and Condo varies by local area Multiple Listing Service (MLS) definition. For more information regarding your specific market, contact one of Long & Foster's knowledgeable and experienced sales associates.
Information included in this report is based on data supplied by TRIAD and its member Association(s) of REALTORS, who are not responsible for its accuracy. Does not reflect all activity in the marketplace. Information contained in this report is deemed reliable but not guaranteed, should be independently verified, and does not constitute an opinion of TRIAD or Long & Foster Real Estate, Inc.

