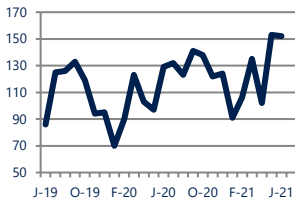




Focus On: **Randolph County Housing Market**

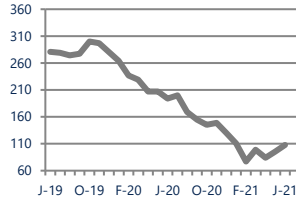
June 2021

Units Sold
152



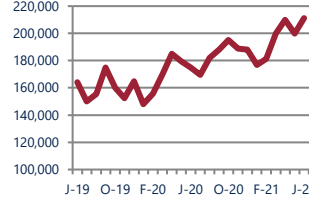
Up 18%
Vs. Year Ago

Active Inventory
108



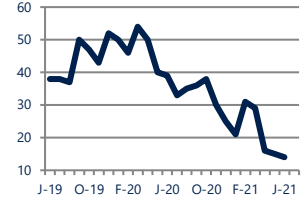
Down -44%
Vs. Year Ago

Median Sale Price
\$211,200



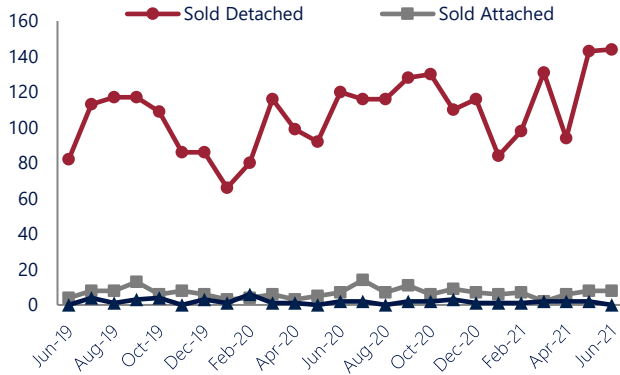
Up 21%
Vs. Year Ago

Days On Market
14



Down -64%
Vs. Year Ago

Units Sold*



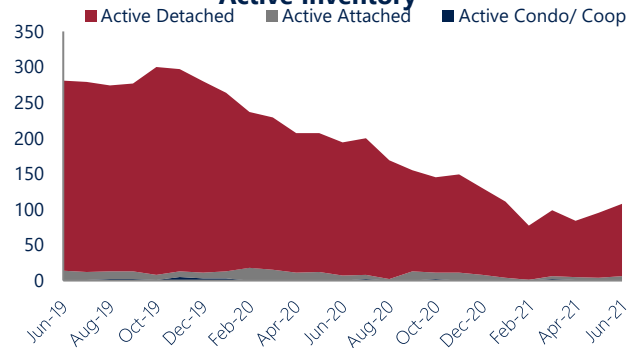
Units Sold

There was a decrease in total units sold in June, with 152 sold this month in Randolph County versus 153 last month, a decrease of 1%. This month's total units sold was higher than at this time last year, an increase of 18% versus June 2020.

Active Inventory

Versus last year, the total number of homes available this month is lower by 86 units or 44%. The total number of active inventory this June was 108 compared to 194 in June 2020. This month's total of 108 is higher than the previous month's total supply of available inventory of 95, an increase of 14%.

Active Inventory*



Median Sale Price



Median Sale Price

Last June, the median sale price for Randolph County Homes was \$175,000. This June, the median sale price was \$211,200, an increase of 21% or \$36,200 compared to last year. The current median sold price is 6% higher than in May.

Median sale price is the middle sale price in a given month. The same number of properties are above & below the median.



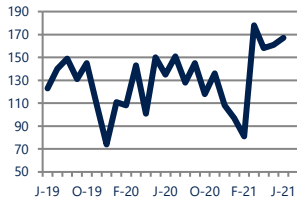
*Detached, Attached, and Condo varies by local area Multiple Listing Service (MLS) definition. For more information regarding your specific market, contact one of Long & Foster's knowledgeable and experienced sales associates. Information included in this report is based on data supplied by TRIAD and its member Association(s) of REALTORS, who are not responsible for its accuracy. Does not reflect all activity in the marketplace. Information contained in this report is deemed reliable but not guaranteed, should be independently verified, and does not constitute an opinion of TRIAD or Long & Foster Real Estate, Inc.





New Listings

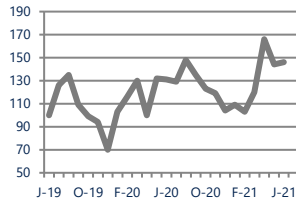
167



Up 24%
Vs. Year Ago

Current Contracts

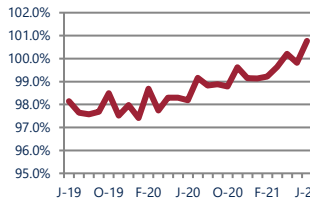
146



Up 11%
Vs. Year Ago

Sold Vs. List Price

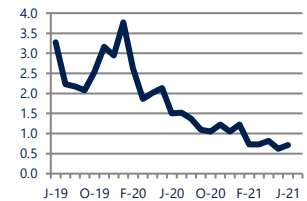
100.8%



Up 2.6%
Vs. Year Ago

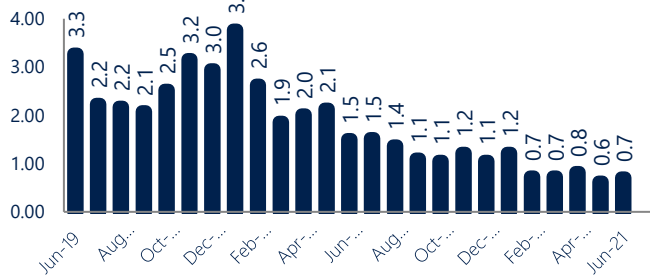
Months of Supply

0.7



Down -53%
Vs. Year Ago

Months Of Supply



New Listings & Current Contracts

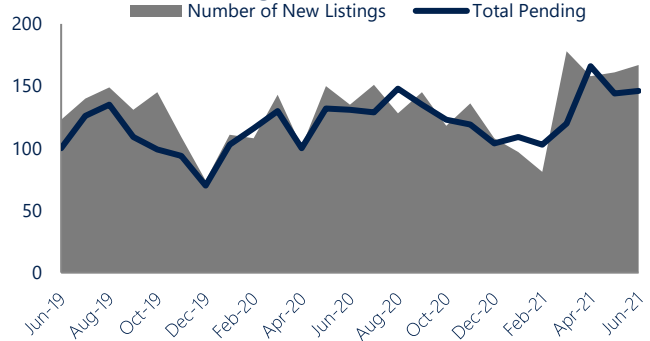
This month there were 167 homes newly listed for sale in Randolph County compared to 135 in June 2020, an increase of 24%. There were 146 current contracts pending sale this June compared to 131 a year ago. The number of current contracts is 11% higher than last June.

Months of Supply

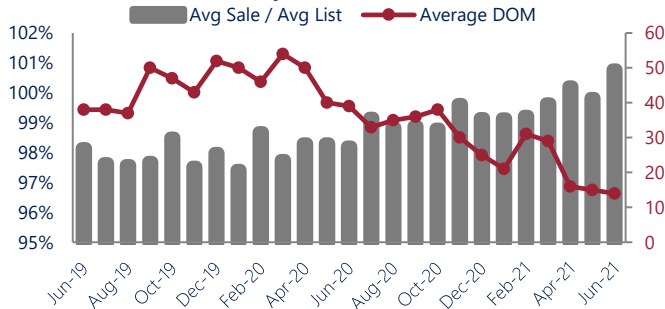
In June, there was 0.7 months of supply available in Randolph County, compared to 1.5 in June 2020. That is a decrease of 53% versus a year ago.

Months of supply is calculated by dividing current inventory by current sales. It indicates how many months would be needed to sell all of the inventory available at the current rate of demand.

New Listings & Current Contracts



Sale Price/ List Price & DOM



Sale Price to List Price Ratio

In June, the average sale price in Randolph County was 100.8% of the average list price, which is 2.6% higher than at this time last year.

Days On Market

This month, the average number of days on market was 14, lower than the average last year, which was 39, a decrease of 64%.



*Detached, Attached, and Condo varies by local area Multiple Listing Service (MLS) definition. For more information regarding your specific market, contact one of Long & Foster's knowledgeable and experienced sales associates.

Information included in this report is based on data supplied by TRIAD and its member Association(s) of REALTORS, who are not responsible for its accuracy. Does not reflect all activity in the marketplace. Information contained in this report is deemed reliable but not guaranteed, should be independently verified, and does not constitute an opinion of TRIAD or Long & Foster Real Estate, Inc.

