

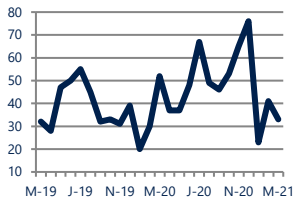
**Focus On: Mebane Housing Market**

March 2021

Zip Code(s): 27302

**Units Sold**

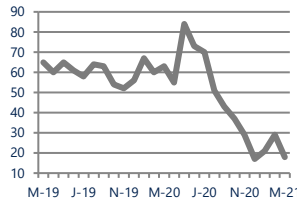
33



**Down**  
Vs. Year Ago

**Active Inventory**

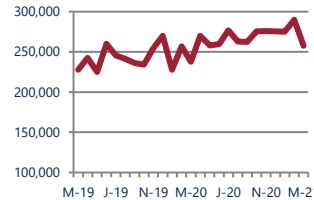
18



**Down -71%**  
Vs. Year Ago

**Median Sale Price**

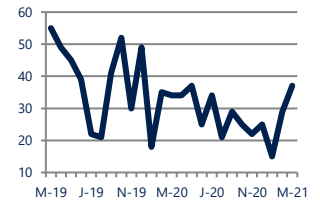
\$257,500



**Up 8%**  
Vs. Year Ago

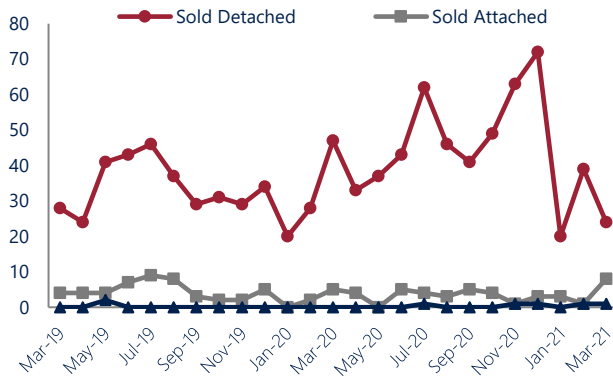
**Days On Market**

37



**Up 9%**  
Vs. Year Ago

**Units Sold\***



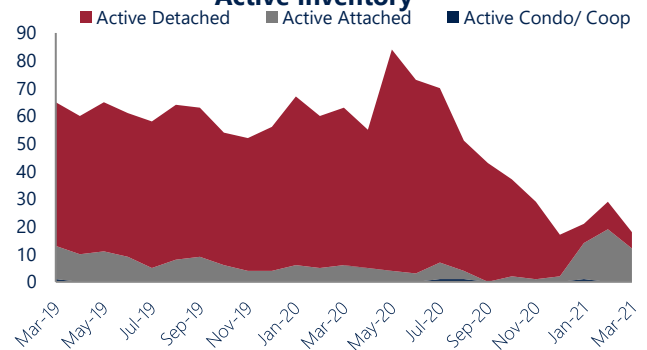
**Units Sold**

With relatively few transactions, there was a decrease in total units sold in March, with 33 sold this month in Mebane. This month's total units sold was lower than at this time last year, a decrease from March 2020.

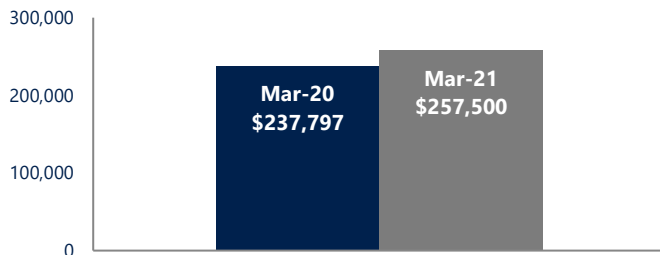
**Active Inventory**

Versus last year, the total number of homes available this month is lower by 45 units or 71%. The total number of active inventory this March was 18 compared to 63 in March 2020. This month's total of 18 is lower than the previous month's total supply of available inventory of 29, a decrease of 38%.

**Active Inventory\***



**Median Sale Price**



**Median Sale Price**

Last March, the median sale price for Mebane Homes was \$237,797. This March, the median sale price was \$257,500, an increase of 8% or \$19,703 compared to last year. The current median sold price is 11% lower than in February.

Median sale price is the middle sale price in a given month. The same number of properties are above & below the median.

Mebane are defined as properties listed in zip code/s 27302.

\*Detached, Attached, and Condo varies by local area Multiple Listing Service (MLS) definition. For more information regarding your specific market, contact one of Long & Foster's knowledgeable and experienced sales associates.

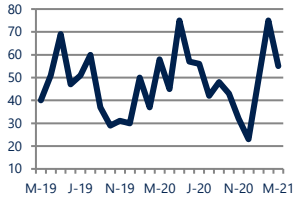
Information included in this report is based on data supplied by TRIANGLE and its member Association(s) of REALTORS, who are not responsible for its accuracy. Does not reflect all activity in the marketplace. Information contained in this report is deemed reliable but not guaranteed, should be independently verified, and does not constitute an opinion of TRIANGLE or Long & Foster Real Estate, Inc.

**Focus On: Mebane Housing Market**

March 2021

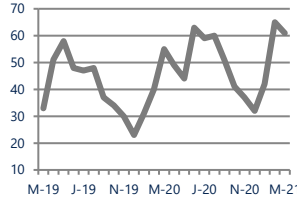
Zip Code(s): 27302

**New Listings**  
55



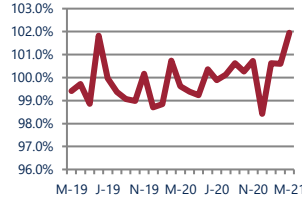
**Down -5%**  
Vs. Year Ago

**Current Contracts**  
61



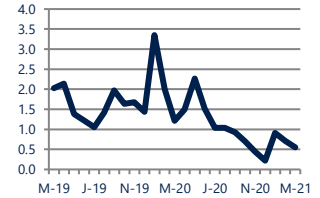
**Up 11%**  
Vs. Year Ago

**Sold Vs. List Price**  
102.0%



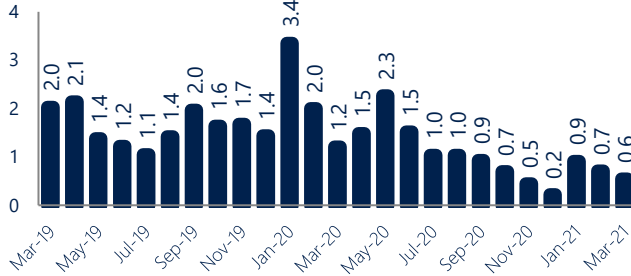
**Up 2.3%**  
Vs. Year Ago

**Months of Supply**  
0.6



**Down -55%**  
Vs. Year Ago

**Months Of Supply**



**Months of Supply**

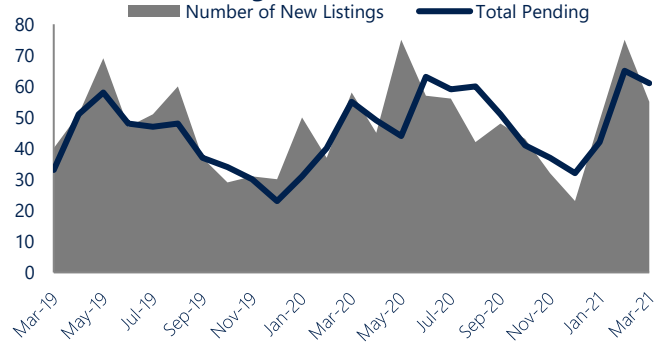
In March, there was 0.5 months of supply available in Mebane, compared to 1.2 in March 2020. That is a decrease of 55% versus a year ago.

Months of supply is calculated by dividing current inventory by current sales. It indicates how many months would be needed to sell all of the inventory available at the current rate of demand.

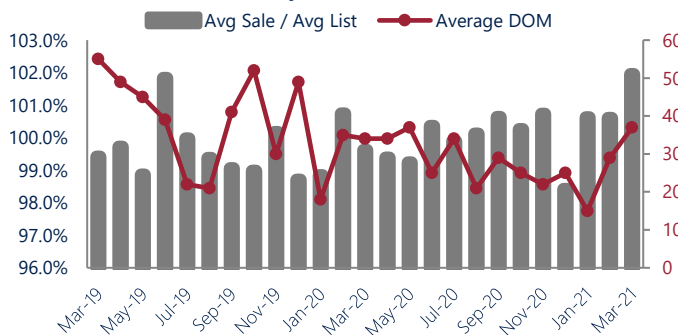
**New Listings & Current Contracts**

This month there were 55 homes newly listed for sale in Mebane compared to 58 in March 2020, a decrease of 5%. There were 61 current contracts pending sale this March compared to 55 a year ago. The number of current contracts is 11% higher than last March.

**New Listings & Current Contracts**



**Sale Price/ List Price & DOM**



**Sale Price to List Price Ratio**

In March, the average sale price in Mebane was 102.0% of the average list price, which is 2.3% higher than at this time last year.

**Days On Market**

This month, the average number of days on market was 37, higher than the average last year, which was 34, an increase of 9%.



Mebane are defined as properties listed in zip code/s 27302.

\*Detached, Attached, and Condo varies by local area Multiple Listing Service (MLS) definition. For more information regarding your specific market, contact one of Long & Foster's knowledgeable and experienced sales associates.

Information included in this report is based on data supplied by TRIANGLE and its member Association(s) of REALTORS, who are not responsible for its accuracy.

Does not reflect all activity in the marketplace. Information contained in this report is deemed reliable but not guaranteed, should be independently verified, and does not constitute an opinion of TRIANGLE or Long & Foster Real Estate, Inc.

