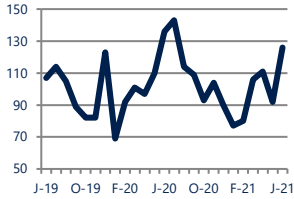


Focus On: Garner Area Housing Market

June 2021

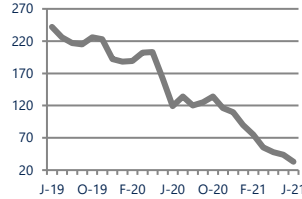
Zip Code(s): 27529

Units Sold
126



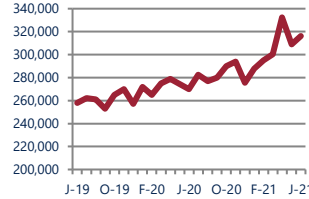
Down -7%
Vs. Year Ago

Active Inventory
33



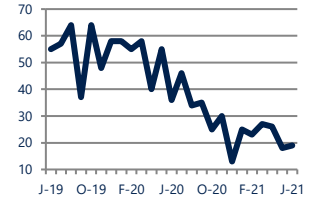
Down -72%
Vs. Year Ago

Median Sale Price
\$316,216



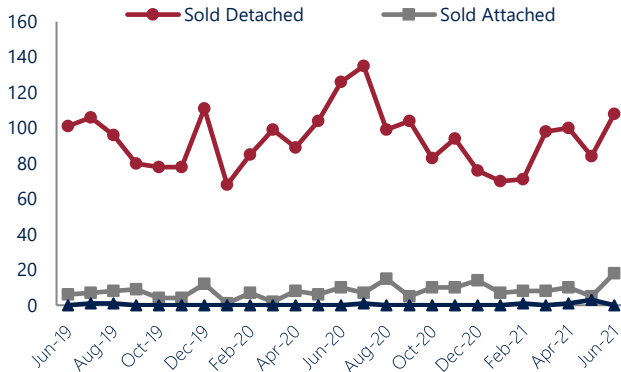
Up 17%
Vs. Year Ago

Days On Market
19



Down -47%
Vs. Year Ago

Units Sold*



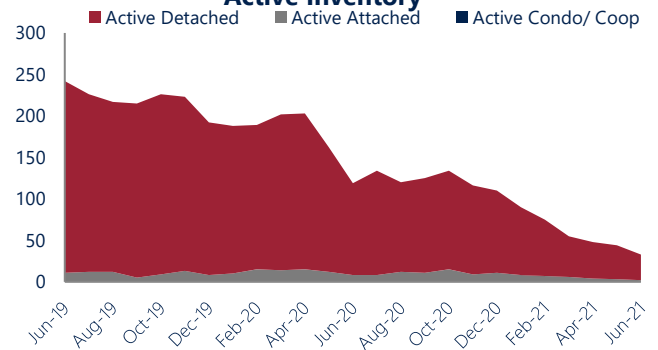
Units Sold

There was an increase in total units sold in June, with 126 sold this month in Garner Area. This month's total units sold was lower than at this time last year.

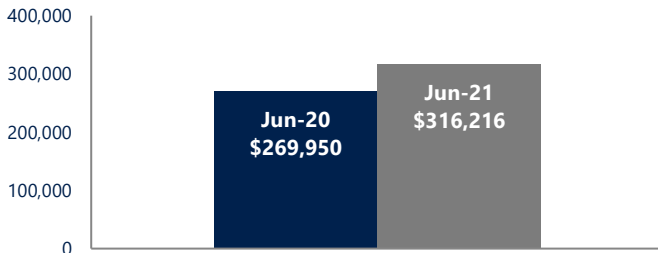
Active Inventory

Versus last year, the total number of homes available this month is lower by 86 units or 72%. The total number of active inventory this June was 33 compared to 119 in June 2020. This month's total of 33 is lower than the previous month's total supply of available inventory of 44, a decrease of 25%.

Active Inventory*



Median Sale Price



Median Sale Price

Last June, the median sale price for Garner Area Homes was \$269,950. This June, the median sale price was \$316,216, an increase of 17% or \$46,266 compared to last year. The current median sold price is 2% higher than in May.

Median sale price is the middle sale price in a given month. The same number of properties are above & below the median.

Garner Area are defined as properties listed in zip code/s 27529.

*Detached, Attached, and Condo varies by local area Multiple Listing Service (MLS) definition. For more information regarding your specific market, contact one of Long & Foster's knowledgeable and experienced sales associates.

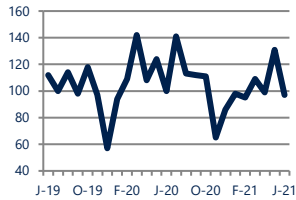
Information included in this report is based on data supplied by TRIANGLE and its member Association(s) of REALTORS, who are not responsible for its accuracy. Does not reflect all activity in the marketplace. Information contained in this report is deemed reliable but not guaranteed, should be independently verified, and does not constitute an opinion of TRIANGLE or Long & Foster Real Estate, Inc.

Focus On: Garner Area Housing Market

June 2021

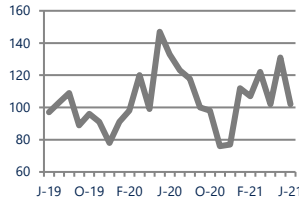
Zip Code(s): 27529

New Listings
97



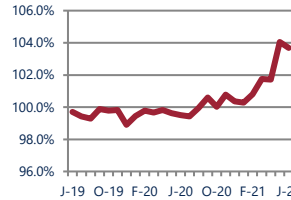
Down -3%
Vs. Year Ago

Current Contracts
102



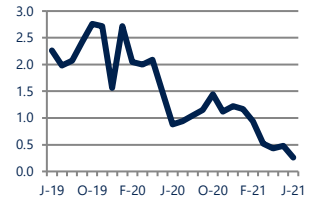
Down -23%
Vs. Year Ago

Sold Vs. List Price
103.7%

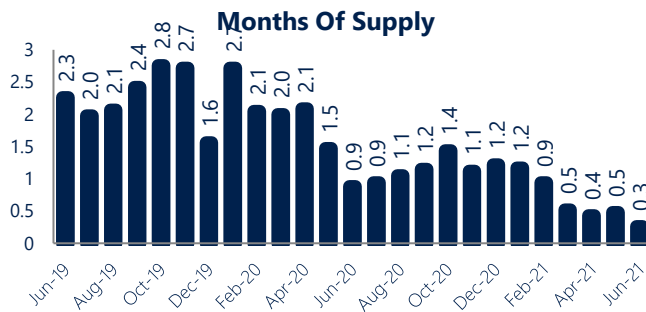


Up 4.2%
Vs. Year Ago

Months of Supply
0.3



Down -70%
Vs. Year Ago



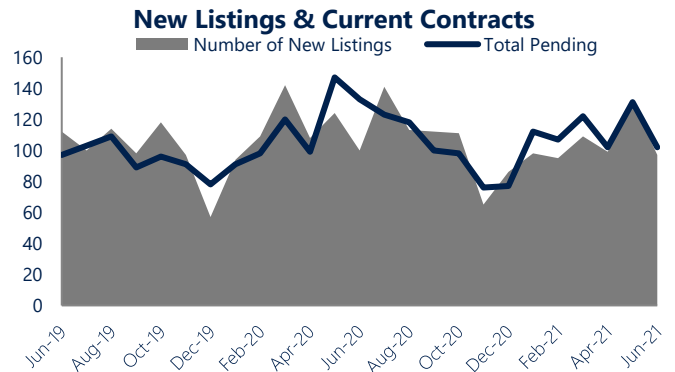
Months of Supply

In June, there was 0.3 months of supply available in Garner Area, compared to 0.9 in June 2020. That is a decrease of 70% versus a year ago.

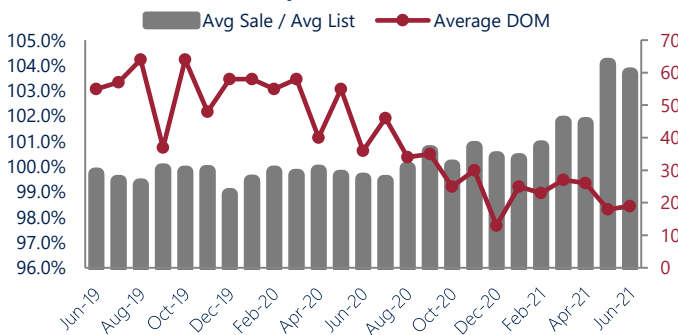
Months of supply is calculated by dividing current inventory by current sales. It indicates how many months would be needed to sell all of the inventory available at the current rate of demand.

New Listings & Current Contracts

This month there were 97 homes newly listed for sale in Garner Area compared to 100 in June 2020, a decrease of 3%. There were 102 current contracts pending sale this June compared to 133 a year ago. The number of current contracts is 23% lower than last June.



Sale Price/ List Price & DOM



Sale Price to List Price Ratio

In June, the average sale price in Garner Area was 103.7% of the average list price, which is 4.2% higher than at this time last year.

Days On Market

This month, the average number of days on market was 19, lower than the average last year, which was 36, a decrease of 47%.

Garner Area are defined as properties listed in zip code/s 27529.

*Detached, Attached, and Condo varies by local area Multiple Listing Service (MLS) definition. For more information regarding your specific market, contact one of Long & Foster's knowledgeable and experienced sales associates.

Information included in this report is based on data supplied by TRIANGLE and its member Association(s) of REALTORS, who are not responsible for its accuracy.

Does not reflect all activity in the marketplace. Information contained in this report is deemed reliable but not guaranteed, should be independently verified, and does not constitute an opinion of TRIANGLE or Long & Foster Real Estate, Inc.