

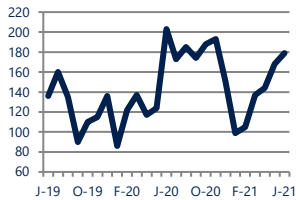
Focus On: Fuquay Varina Area Housing Market

June 2021

Zip Code(s): 27526

Units Sold

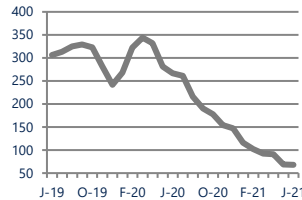
179



Down -12%
Vs. Year Ago

Active Inventory

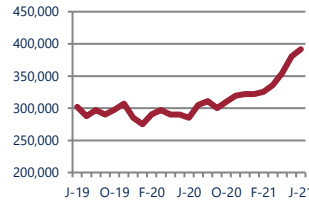
68



Down -75%
Vs. Year Ago

Median Sale Price

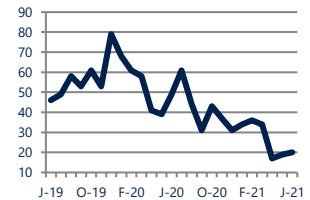
\$391,605



Up
Vs. Year Ago

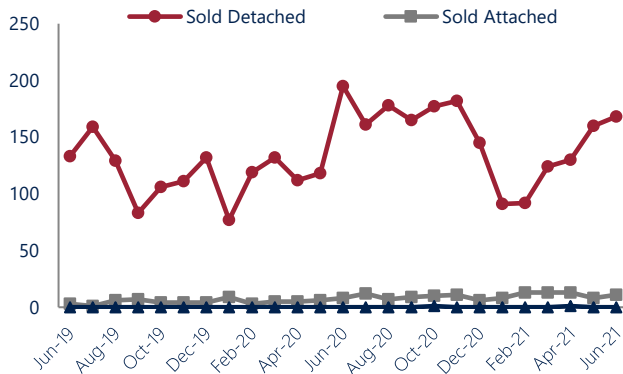
Days On Market

20



Down -59%
Vs. Year Ago

Units Sold*



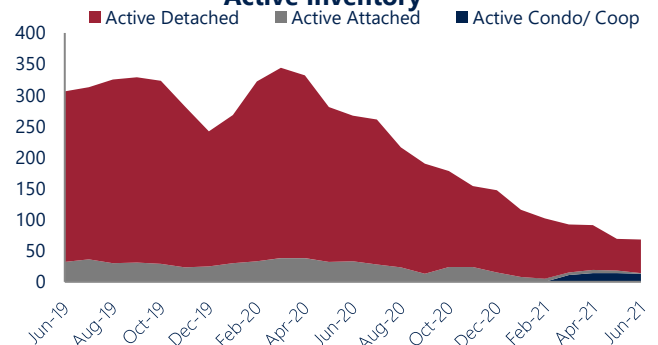
Units Sold

There was an increase in total units sold in June, with 179 sold this month in Fuquay Varina Area versus 168 last month, an increase of 7%. This month's total units sold was lower than at this time last year, a decrease of 12% versus June 2020.

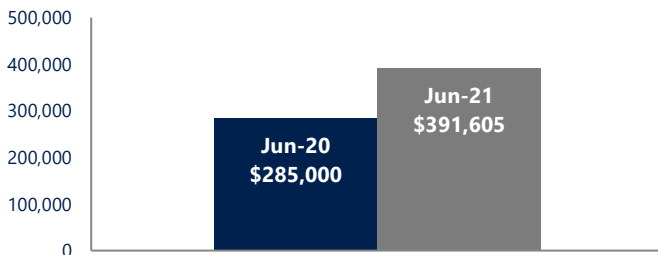
Active Inventory

Versus last year, the total number of homes available this month is lower by 199 units or 75%. The total number of active inventory this June was 68 compared to 267 in June 2020. This month's total of 68 is lower than the previous month's total supply of available inventory of 69, a decrease of 1%.

Active Inventory*



Median Sale Price



Median Sale Price

Last June, the median sale price for Fuquay Varina Area Homes was \$285,000. This June, the median sale price was \$391,605, an increase of \$106,605 compared to last year. The current median sold price is higher than in May.

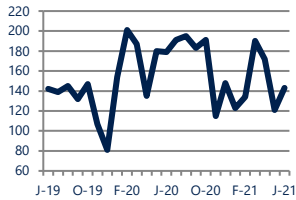
Median sale price is the middle sale price in a given month. The same number of properties are above & below the median.

Focus On: Fuquay Varina Area Housing Market

June 2021

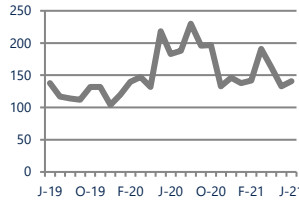
Zip Code(s): 27526

New Listings
143



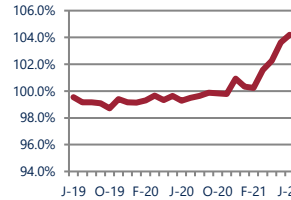
Down -20%
Vs. Year Ago

Current Contracts
141



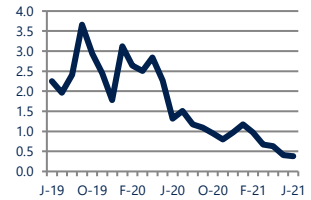
Down -23%
Vs. Year Ago

Sold Vs. List Price
104.2%

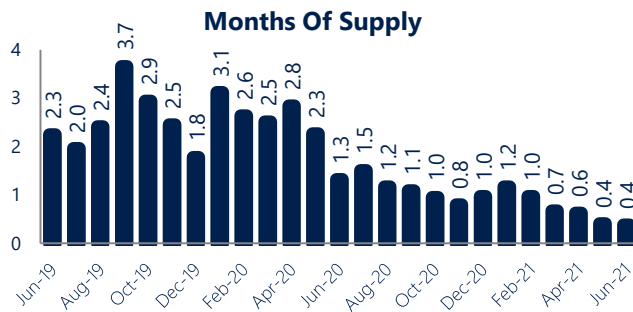


Up 5%
Vs. Year Ago

Months of Supply
0.4



Down -71%
Vs. Year Ago



Months of Supply

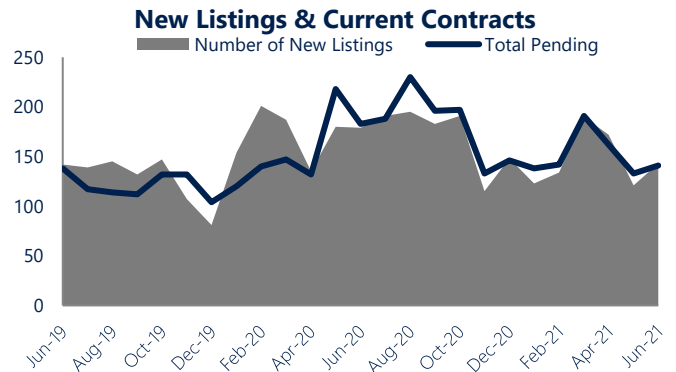
In June, there was 0.4 months of supply available in Fuquay Varina Area, compared to 1.3 in June 2020. That is a decrease of 71% versus a year ago.

Months of supply is calculated by dividing current inventory by current sales. It indicates how many months would be needed to sell all of the inventory available at the current rate of demand.

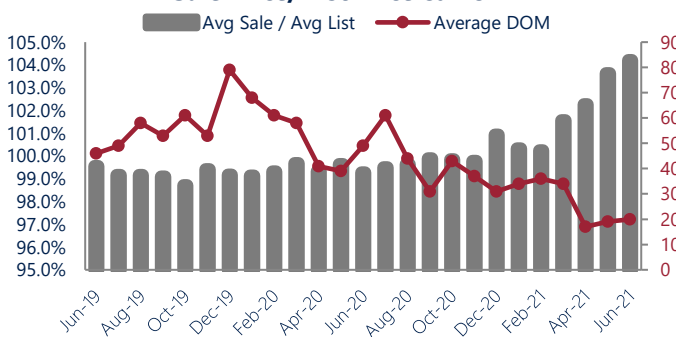
New Listings & Current Contracts

This month there were 143 homes newly listed for sale in Fuquay Varina Area compared to 179 in June 2020, a decrease of 20%.

There were 141 current contracts pending sale this June compared to 183 a year ago. The number of current contracts is 23% lower than last June.



Sale Price/ List Price & DOM



Sale Price to List Price Ratio

In June, the average sale price in Fuquay Varina Area was 104.2% of the average list price, which is 4.9% higher than at this time last year.

Days On Market

This month, the average number of days on market was 20, lower than the average last year, which was 49, a decrease of 59%.



Fuquay Varina Area are defined as properties listed in zip code/s 27526.

*Detached, Attached, and Condo varies by local area Multiple Listing Service (MLS) definition. For more information regarding your specific market, contact one of Long & Foster's knowledgeable and experienced sales associates.

Information included in this report is based on data supplied by TRIANGLE and its member Association(s) of REALTORS, who are not responsible for its accuracy.

Does not reflect all activity in the marketplace. Information contained in this report is deemed reliable but not guaranteed, should be independently verified, and does not constitute an opinion of TRIANGLE or Long & Foster Real Estate, Inc.

