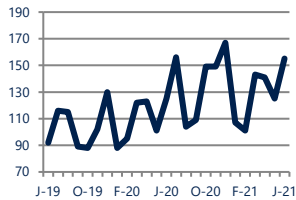


Focus On: Franklin County Housing Market

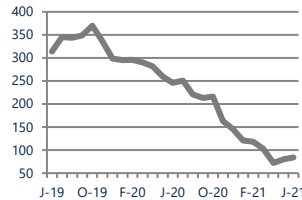
June 2021

Units Sold
155



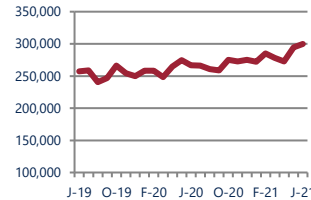
Up 24%
Vs. Year Ago

Active Inventory
84



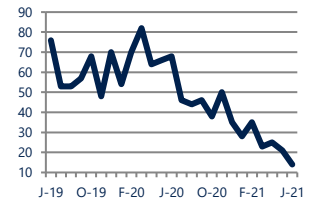
Down -66%
Vs. Year Ago

Median Sale Price
\$299,810



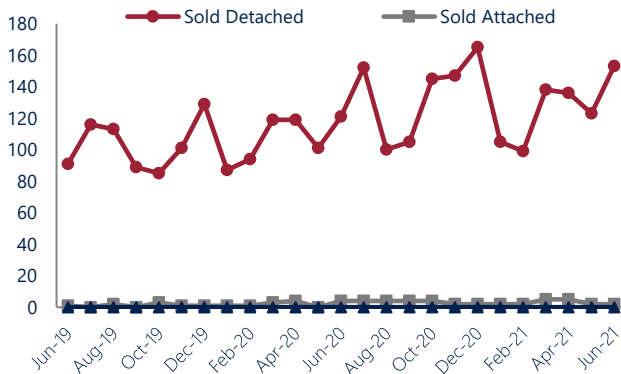
Up 12%
Vs. Year Ago

Days On Market
14



Down -79%
Vs. Year Ago

Units Sold*



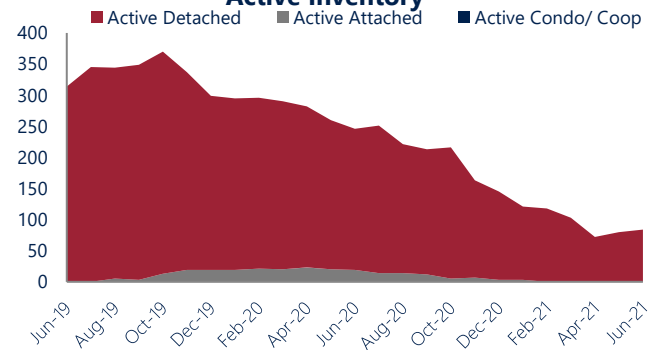
Units Sold

There was an increase in total units sold in June, with 155 sold this month in Franklin County versus 125 last month, an increase of 24%. This month's total units sold was higher than at this time last year, an increase of 24% versus June 2020.

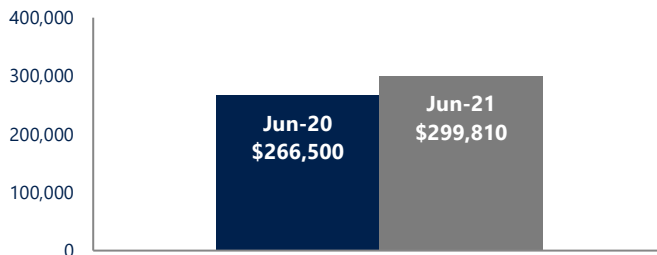
Active Inventory

Versus last year, the total number of homes available this month is lower by 162 units or 66%. The total number of active inventory this June was 84 compared to 246 in June 2020. This month's total of 84 is higher than the previous month's total supply of available inventory of 80, an increase of 5%.

Active Inventory*



Median Sale Price



Median Sale Price

Last June, the median sale price for Franklin County Homes was \$266,500. This June, the median sale price was \$299,810, an increase of 12% or \$33,310 compared to last year. The current median sold price is 2% higher than in May.

Median sale price is the middle sale price in a given month. The same number of properties are above & below the median.

Franklin County are defined as properties listed in zip code/s .

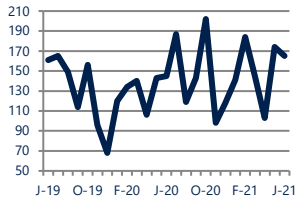
*Detached, Attached, and Condo varies by local area Multiple Listing Service (MLS) definition. For more information regarding your specific market, contact one of Long & Foster's knowledgeable and experienced sales associates.

Information included in this report is based on data supplied by TRIANGLE and its member Association(s) of REALTORS, who are not responsible for its accuracy. Does not reflect all activity in the marketplace. Information contained in this report is deemed reliable but not guaranteed, should be independently verified, and does not constitute an opinion of TRIANGLE or Long & Foster Real Estate, Inc.

Focus On: Franklin County Housing Market

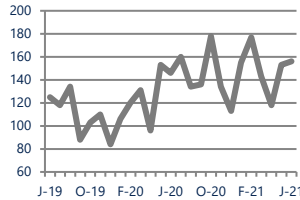
June 2021

New Listings
165



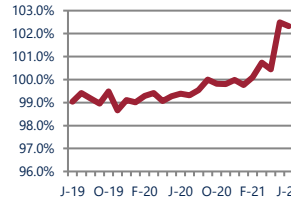
Up 14%
Vs. Year Ago

Current Contracts
156



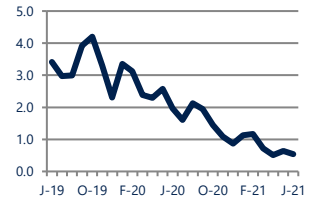
Up 7%
Vs. Year Ago

Sold Vs. List Price
102.3%



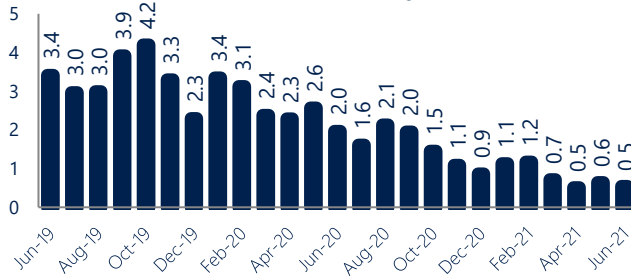
Up 3%
Vs. Year Ago

Months of Supply
0.5



Down -73%
Vs. Year Ago

Months Of Supply



Months of Supply

In June, there was 0.5 months of supply available in Franklin County, compared to 2.0 in June 2020. That is a decrease of 72% versus a year ago.

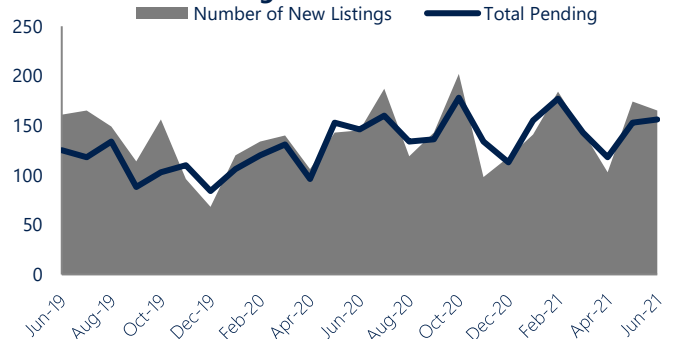
Months of supply is calculated by dividing current inventory by current sales. It indicates how many months would be needed to sell all of the inventory available at the current rate of demand.

New Listings & Current Contracts

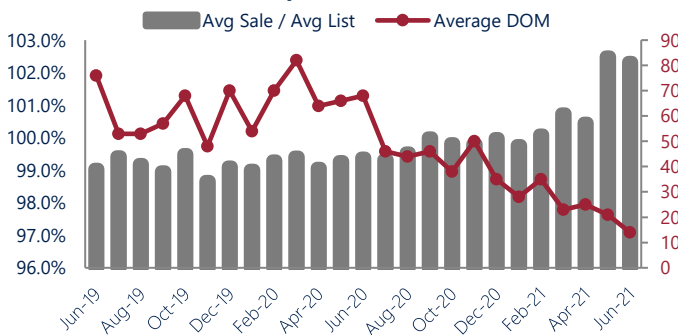
This month there were 165 homes newly listed for sale in Franklin County compared to 145 in June 2020, an increase of 14%.

There were 156 current contracts pending sale this June compared to 146 a year ago. The number of current contracts is 7% higher than last June.

New Listings & Current Contracts



Sale Price/ List Price & DOM



Sale Price to List Price Ratio

In June, the average sale price in Franklin County was 102.3% of the average list price, which is 2.9% higher than at this time last year.

Days On Market

This month, the average number of days on market was 14, lower than the average last year, which was 68, a decrease of 79%.



Franklin County are defined as properties listed in zip code/s.

*Detached, Attached, and Condo varies by local area Multiple Listing Service (MLS) definition. For more information regarding your specific market, contact one of Long & Foster's knowledgeable and experienced sales associates.

Information included in this report is based on data supplied by TRIANGLE and its member Association(s) of REALTORS, who are not responsible for its accuracy.

Does not reflect all activity in the marketplace. Information contained in this report is deemed reliable but not guaranteed, should be independently verified, and does not constitute an opinion of TRIANGLE or Long & Foster Real Estate, Inc.

