

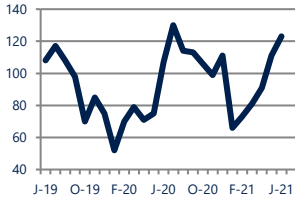


Focus On: Westminster and Taneytown Housing Market

June 2021

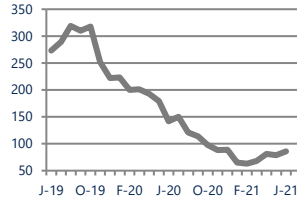
Zip Code(s): 21157, 21158 and 21787

Units Sold
123



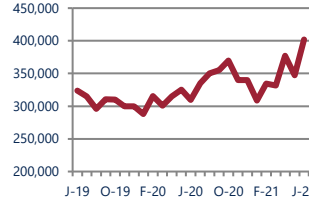
Up 15%
Vs. Year Ago

Active Inventory
86



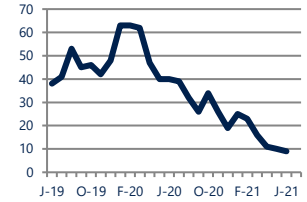
Down -39%
Vs. Year Ago

Median Sale Price
\$402,000



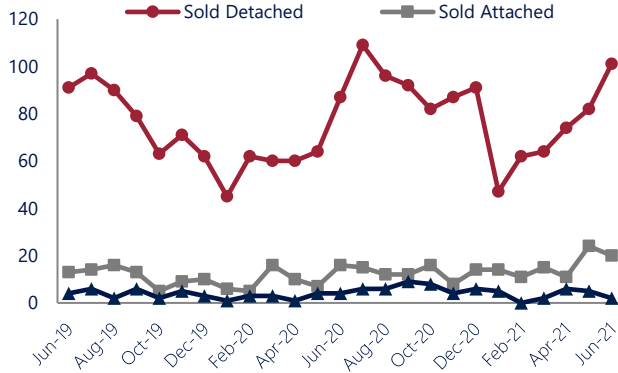
Up 30%
Vs. Year Ago

Days On Market
9



Down -78%
Vs. Year Ago

Units Sold*



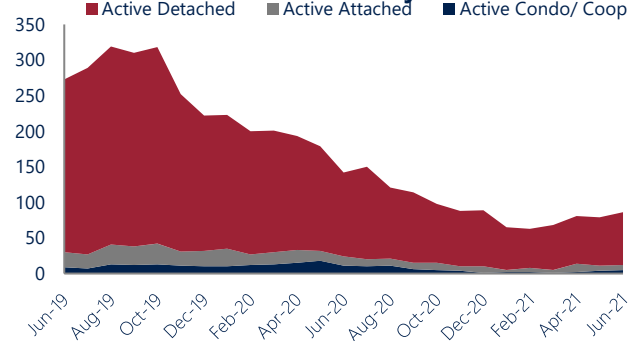
Units Sold

There was an increase in total units sold in June, with 123 sold this month in Westminster and Taneytown versus 111 last month, an increase of 11%. This month's total units sold was higher than at this time last year, an increase of 15% versus June 2020.

Active Inventory

Versus last year, the total number of homes available this month is lower by 56 units or 39%. The total number of active inventory this June was 86 compared to 142 in June 2020. This month's total of 86 is higher than the previous month's total supply of available inventory of 79, an increase of 9%.

Active Inventory*



Median Sale Price



Median Sale Price

Last June, the median sale price for Westminster and Taneytown Homes was \$309,500. This June, the median sale price was \$402,000, an increase of \$92,500 compared to last year. The current median sold price is higher than in May.

Median sale price is the middle sale price in a given month. The same number of properties are above & below the median.

Westminster and Taneytown are defined as properties listed in zip code/s 21157, 21158 and 21787.

*Detached, Attached, and Condo varies by local area Multiple Listing Service (MLS) definition. For more information regarding your specific market, contact one of Long & Foster's knowledgeable and experienced sales associates. Information included in this report is based on data supplied by BRIGHTMLS and its member Association(s) of REALTORS, who are not responsible for its accuracy. Does not reflect all activity in the marketplace. Information contained in this report is deemed reliable but not guaranteed, should be independently verified, and does not constitute an opinion of BRIGHTMLS or Long & Foster Real Estate, Inc.





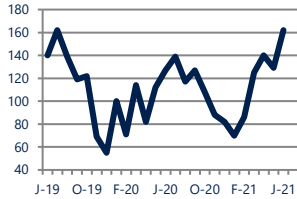
Focus On: Westminster and Taneytown Housing Market

June 2021

Zip Code(s): 21157, 21158 and 21787

New Listings

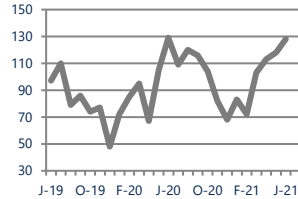
162



Up 28%
Vs. Year Ago

Current Contracts

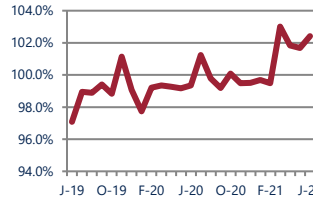
128



Down -1%
Vs. Year Ago

Sold Vs. List Price

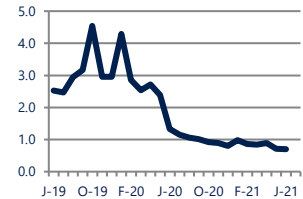
102.4%



Up 3.1%
Vs. Year Ago

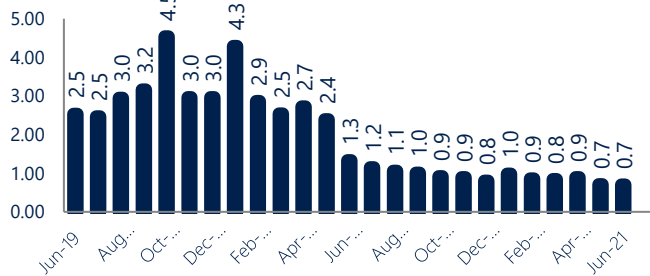
Months of Supply

0.7



Down -47%
Vs. Year Ago

Months of Supply



Months of Supply

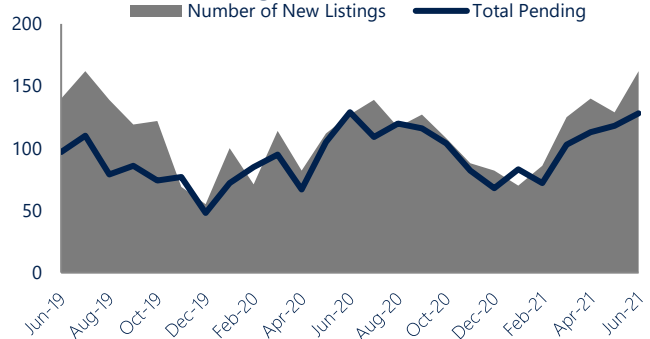
In June, there was 0.7 months of supply available in Westminster and Taneytown, compared to 1.3 in June 2020. That is a decrease of 47% versus a year ago.

Months of supply is calculated by dividing current inventory by current sales. It indicates how many months would be needed to sell all of the inventory available at the current rate of demand.

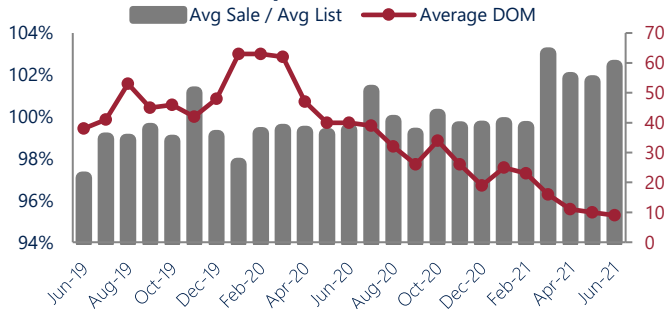
New Listings & Current Contracts

This month there were 162 homes newly listed for sale in Westminster and Taneytown compared to 127 in June 2020, an increase of 28%. There were 128 current contracts pending sale this June compared to 129 a year ago. The number of current contracts is 1% lower than last June.

New Listings & Current Contracts



Sale Price/ List Price & DOM



Sale Price to List Price Ratio

In June, the average sale price in Westminster and Taneytown was 102.4% of the average list price, which is 3.1% higher than at this time last year.

Days On Market

This month, the average number of days on market was 9, lower than the average last year, which was 40, a decrease of 78%.



Westminster and Taneytown are defined as properties listed in zip code/s 21157, 21158 and 21787.

*Detached, Attached, and Condo varies by local area Multiple Listing Service (MLS) definition. For more information regarding your specific market, contact one of Long & Foster's knowledgeable and experienced sales associates.

Information included in this report is based on data supplied by BRIGHTMLS and its member Association(s) of REALTORS, who are not responsible for its accuracy. Does not reflect all activity in the marketplace. Information contained in this report is deemed reliable but not guaranteed, should be independently verified, and does not constitute an opinion of BRIGHTMLS or Long & Foster Real Estate, Inc.

