



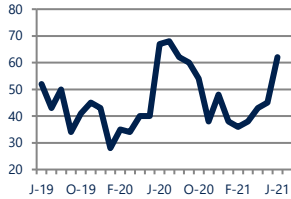
Focus On: Reisterstown and Glyndon Housing Market

June 2021

Zip Code(s): 21136 and 21071

Units Sold

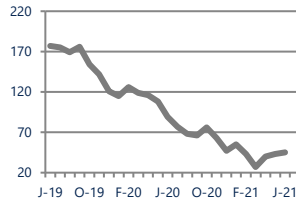
62



Down -7%
 Vs. Year Ago

Active Inventory

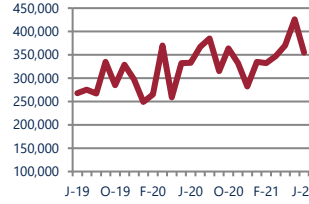
45



Down -49%
 Vs. Year Ago

Median Sale Price

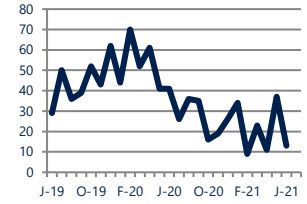
\$355,000



Up 7%
 Vs. Year Ago

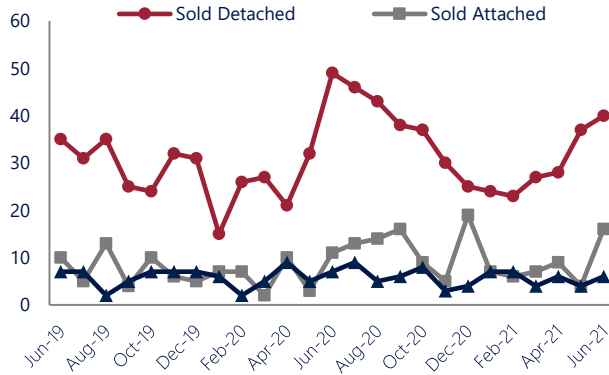
Days On Market

13



Down -68%
 Vs. Year Ago

Units Sold*



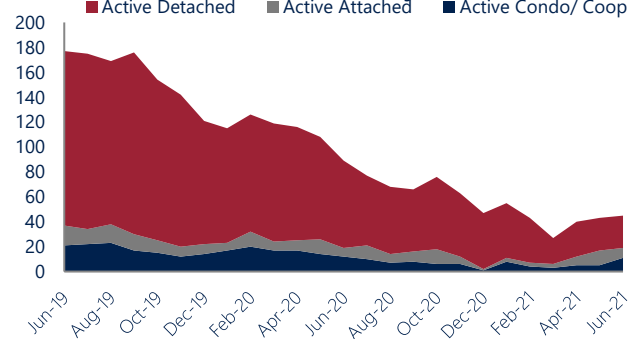
Units Sold

There was an increase in total units sold in June, with 62 sold this month in Reisterstown and Glyndon. This month's total units sold was lower than at this time last year.

Active Inventory

Versus last year, the total number of homes available this month is lower by 44 units or 49%. The total number of active inventory this June was 45 compared to 89 in June 2020. This month's total of 45 is higher than the previous month's total supply of available inventory of 43, an increase of 5%.

Active Inventory*



Median Sale Price



Median Sale Price

Last June, the median sale price for Reisterstown and Glyndon Homes was \$333,000. This June, the median sale price was \$355,000, an increase of 7% or \$22,000 compared to last year. The current median sold price is 17% lower than in May.

Median sale price is the middle sale price in a given month. The same number of properties are above & below the median.

Reisterstown and Glyndon are defined as properties listed in zip code/s 21136 and 21071.

*Detached, Attached, and Condo varies by local area Multiple Listing Service (MLS) definition. For more information regarding your specific market, contact one of Long & Foster's knowledgeable and experienced sales associates. Information included in this report is based on data supplied by BRIGHTMLS and its member Association(s) of REALTORS, who are not responsible for its accuracy. Does not reflect all activity in the marketplace. Information contained in this report is deemed reliable but not guaranteed, should be independently verified, and does not constitute an opinion of BRIGHTMLS or Long & Foster Real Estate, Inc.





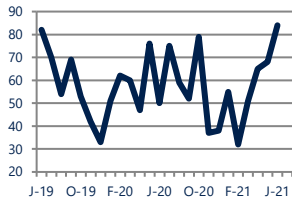
Focus On: Reisterstown and Glyndon Housing Market

June 2021

Zip Code(s): 21136 and 21071

New Listings

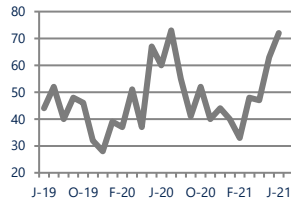
84



Up 68%
Vs. Year Ago

Current Contracts

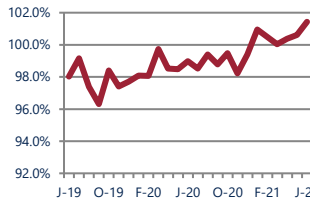
72



Up 20%
Vs. Year Ago

Sold Vs. List Price

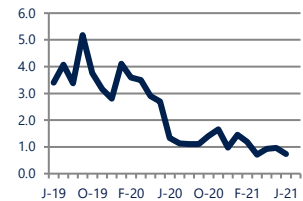
101.4%



Up 2.5%
Vs. Year Ago

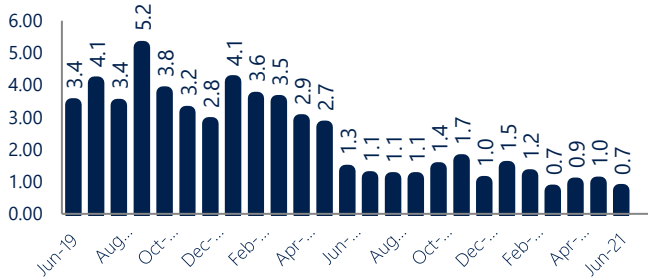
Months of Supply

0.7



Down -45%
Vs. Year Ago

Months Of Supply



New Listings & Current Contracts

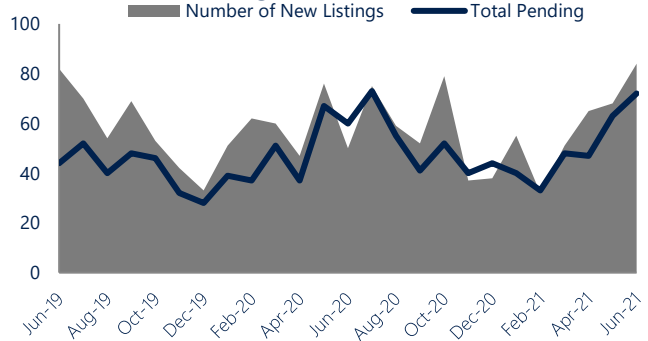
This month there were 84 homes newly listed for sale in Reisterstown and Glyndon compared to 50 in June 2020, an increase of 68%. There were 72 current contracts pending sale this June compared to 60 a year ago. The number of current contracts is 20% higher than last June.

Months of Supply

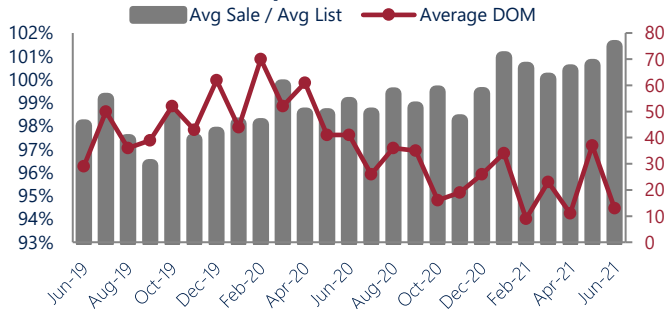
In June, there was 0.7 months of supply available in Reisterstown and Glyndon, compared to 1.3 in June 2020. That is a decrease of 45% versus a year ago.

Months of supply is calculated by dividing current inventory by current sales. It indicates how many months would be needed to sell all of the inventory available at the current rate of demand.

New Listings & Current Contracts



Sale Price/ List Price & DOM



Sale Price to List Price Ratio

In June, the average sale price in Reisterstown and Glyndon was 101.4% of the average list price, which is 2.5% higher than at this time last year.

Days On Market

This month, the average number of days on market was 13, lower than the average last year, which was 41, a decrease of 68%.



Reisterstown and Glyndon are defined as properties listed in zip code/s 21136 and 21071.

*Detached, Attached, and Condo varies by local area Multiple Listing Service (MLS) definition. For more information regarding your specific market, contact one of Long & Foster's knowledgeable and experienced sales associates.

Information included in this report is based on data supplied by BRIGHTMLS and its member Association(s) of REALTORS, who are not responsible for its accuracy. Does not reflect all activity in the marketplace. Information contained in this report is deemed reliable but not guaranteed, should be independently verified, and does not constitute an opinion of BRIGHTMLS or Long & Foster Real Estate, Inc.

