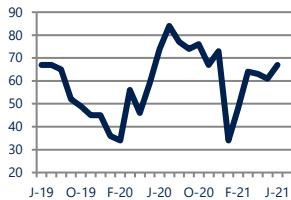




Zip Code(s): 20639, 20678, 20676, 20685 and 20615

## Units Sold

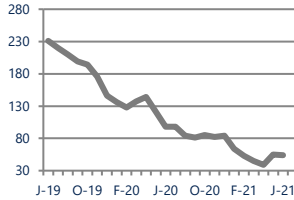
67



**Down -9%**  
Vs. Year Ago

## Active Inventory

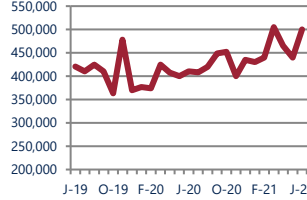
54



**Down -45%**  
Vs. Year Ago

## Median Sale Price

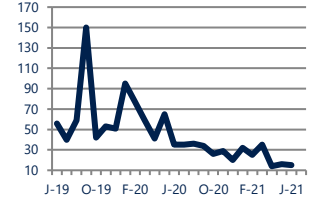
\$500,000



**Up 22%**  
Vs. Year Ago

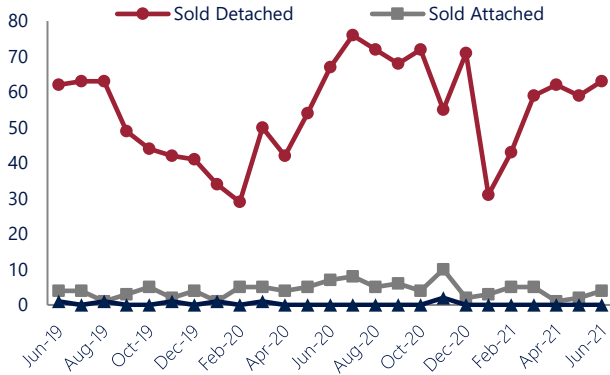
## Days On Market

15



**Down -57%**  
Vs. Year Ago

### Units Sold\*



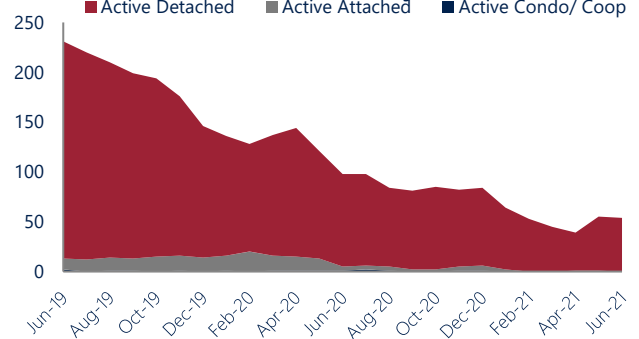
## Units Sold

There was an increase in total units sold in June, with 67 sold this month in Prince Frederick, Huntingtown, and St. Leonard versus 61 last month, an increase of 10%. This month's total units sold was lower than at this time last year, a decrease of 9% versus June 2020.

## Active Inventory

Versus last year, the total number of homes available this month is lower by 44 units or 45%. The total number of active inventory this June was 54 compared to 98 in June 2020. This month's total of 54 is lower than the previous month's total supply of available inventory of 55, a decrease of 2%.

### Active Inventory\*



## Median Sale Price



## Median Sale Price

Last June, the median sale price for Prince Frederick, Huntingtown, and St. Leonard Homes was \$410,500. This June, the median sale price was \$500,000, an increase of 22% or \$89,500 compared to last year. The current median sold price is 14% higher than in May.

Median sale price is the middle sale price in a given month. The same number of properties are above & below the median.



Prince Frederick, Huntingtown, and St. Leonard are defined as properties listed in zip code/s 20639, 20678, 20676, 20685 and 20615.

\*Detached, Attached, and Condo varies by local area Multiple Listing Service (MLS) definition. For more information regarding your specific market, contact one of Long & Foster's knowledgeable and experienced sales associates. Information included in this report is based on data supplied by BRIGHTMLS and its member Association(s) of REALTORS, who are not responsible for its accuracy. Does not reflect all activity in the marketplace. Information contained in this report is deemed reliable but not guaranteed, should be independently verified, and does not constitute an opinion of BRIGHTMLS or Long & Foster Real Estate, Inc.

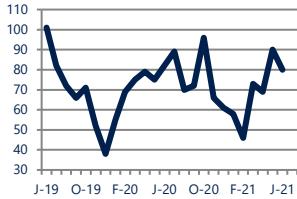




Zip Code(s): 20639, 20678, 20676, 20685 and 20615

### New Listings

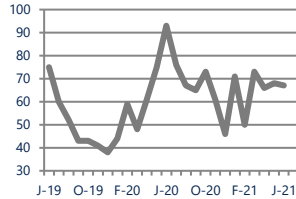
80



Down -2%  
Vs. Year Ago

### Current Contracts

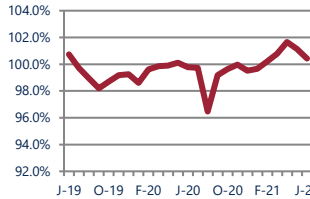
67



Down -28%  
Vs. Year Ago

### Sold Vs. List Price

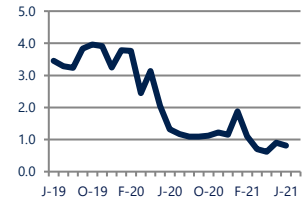
100.4%



Up 0.6%  
Vs. Year Ago

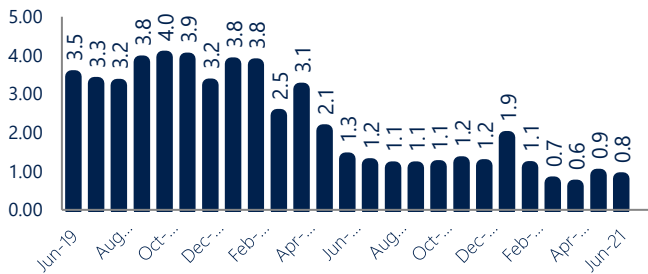
### Months of Supply

0.8



Down -39%  
Vs. Year Ago

### Months Of Supply



### Months of Supply

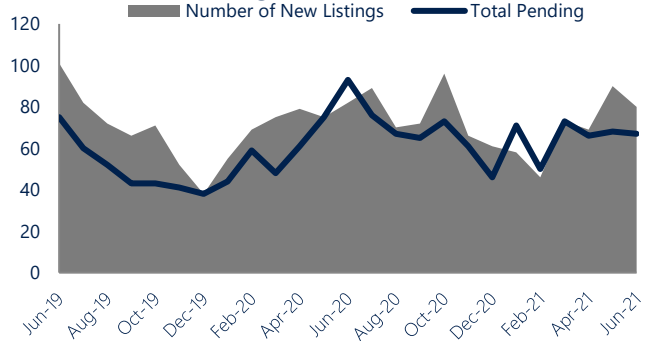
In June, there was 0.8 months of supply available in Prince Frederick, Huntingtown, and St. Leonard, compared to 1.3 in June 2020. That is a decrease of 39% versus a year ago.

Months of supply is calculated by dividing current inventory by current sales. It indicates how many months would be needed to sell all of the inventory available at the current rate of demand.

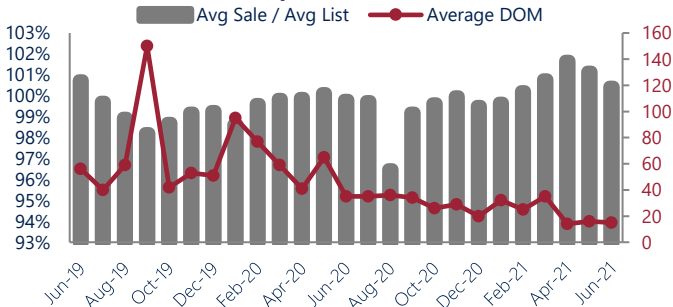
### New Listings & Current Contracts

This month there were 80 homes newly listed for sale in Prince Frederick, Huntingtown, and St. Leonard compared to 82 in June 2020, a decrease of 2%. There were 67 current contracts pending sale this June compared to 93 a year ago. The number of current contracts is 28% lower than last June.

### New Listings & Current Contracts



### Sale Price/ List Price & DOM



### Sale Price to List Price Ratio

In June, the average sale price in Prince Frederick, Huntingtown, and St. Leonard was 100.4% of the average list price, which is 0.6% higher than at this time last year.

### Days On Market

This month, the average number of days on market was 15, lower than the average last year, which was 35, a decrease of 57%.



Prince Frederick, Huntingtown, and St. Leonard are defined as properties listed in zip code/s 20639, 20678, 20676, 20685 and 20615.

\*Detached, Attached, and Condo varies by local area Multiple Listing Service (MLS) definition. For more information regarding your specific market, contact one of Long & Foster's knowledgeable and experienced sales associates.

Information included in this report is based on data supplied by BRIGHTMLS and its member Association(s) of REALTORS, who are not responsible for its accuracy. Does not reflect all activity in the marketplace. Information contained in this report is deemed reliable but not guaranteed, should be independently verified, and does not constitute an opinion of BRIGHTMLS or Long & Foster Real Estate, Inc.

