

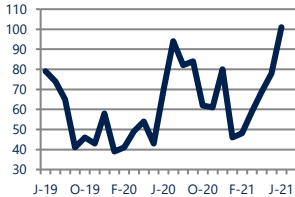


Focus On: Potomac Housing Market

June 2021

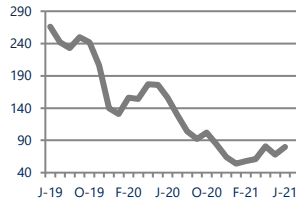
Zip Code(s): 20854

Units Sold
101



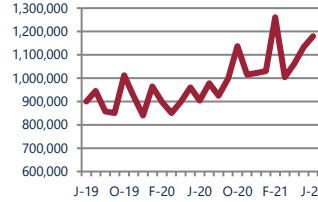
Up
Vs. Year Ago

Active Inventory
80



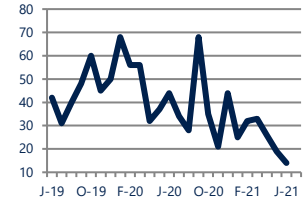
Down -49%
Vs. Year Ago

Median Sale Price
\$1,179,000



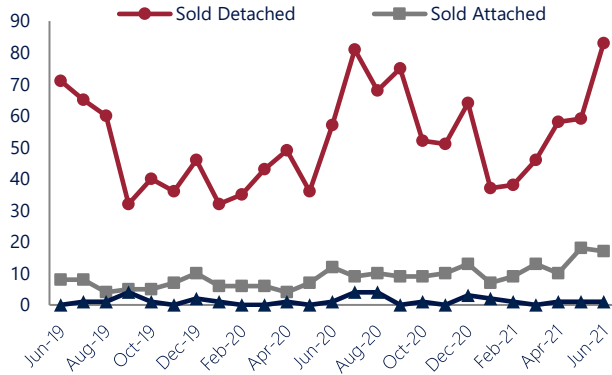
Up 30%
Vs. Year Ago

Days On Market
14



Down -68%
Vs. Year Ago

Units Sold*



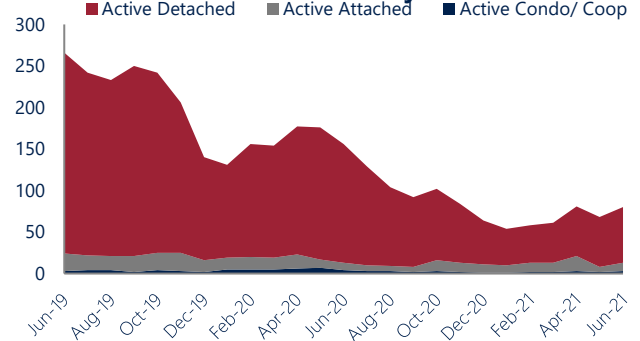
Units Sold

There was an increase in total units sold in June, with 101 sold this month in Potomac. This month's total units sold was higher than at this time last year.

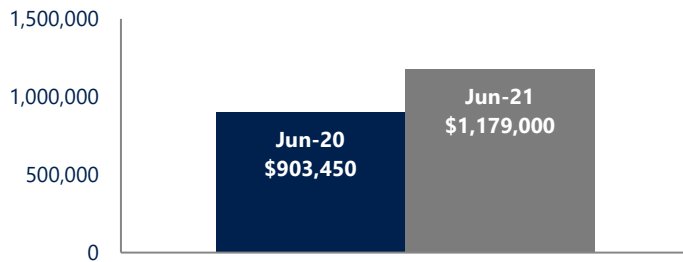
Active Inventory

Versus last year, the total number of homes available this month is lower by 76 units or 49%. The total number of active inventory this June was 80 compared to 156 in June 2020. This month's total of 80 is higher than the previous month's total supply of available inventory of 68, an increase of 18%.

Active Inventory*



Median Sale Price



Median Sale Price

Last June, the median sale price for Potomac Homes was \$903,450. This June, the median sale price was \$1,179,000, an increase of \$275,550 compared to last year. The current median sold price is higher than in May.

Median sale price is the middle sale price in a given month. The same number of properties are above & below the median.

Potomac are defined as properties listed in zip code/s 20854.

*Detached, Attached, and Condo varies by local area Multiple Listing Service (MLS) definition. For more information regarding your specific market, contact one of Long & Foster's knowledgeable and experienced sales associates. Information included in this report is based on data supplied by BRIGHTMLS and its member Association(s) of REALTORS, who are not responsible for its accuracy. Does not reflect all activity in the marketplace. Information contained in this report is deemed reliable but not guaranteed, should be independently verified, and does not constitute an opinion of BRIGHTMLS or Long & Foster Real Estate, Inc.





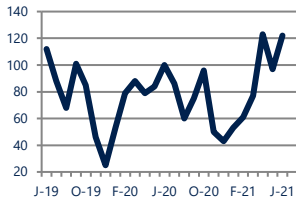
Focus On: Potomac Housing Market

June 2021

Zip Code(s): 20854

New Listings

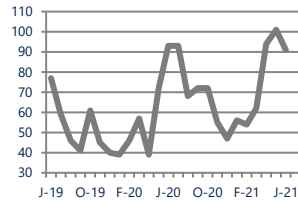
122



Up 22%
Vs. Year Ago

Current Contracts

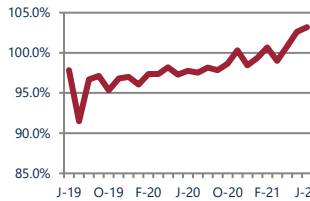
91



Down -2%
Vs. Year Ago

Sold Vs. List Price

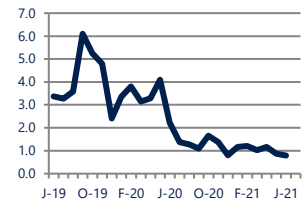
103.2%



Up
Vs. Year Ago

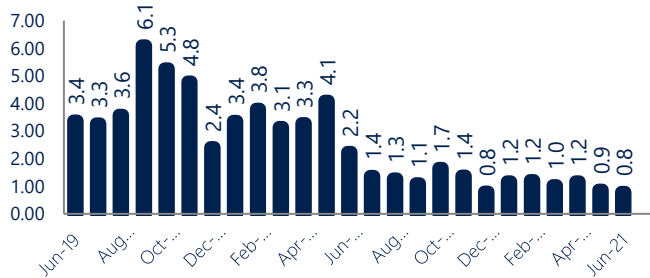
Months of Supply

0.8



Down -65%
Vs. Year Ago

Months Of Supply



New Listings & Current Contracts

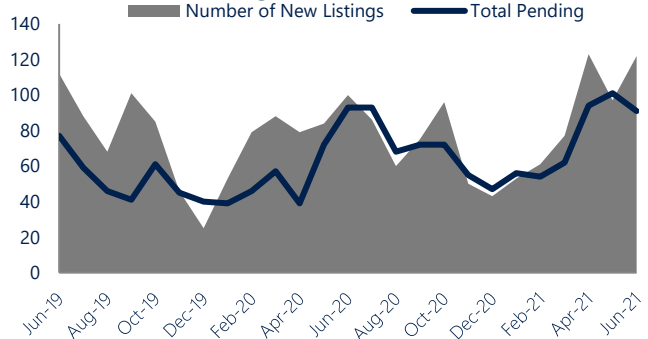
This month there were 122 homes newly listed for sale in Potomac compared to 100 in June 2020, an increase of 22%. There were 91 current contracts pending sale this June compared to 93 a year ago. The number of current contracts is 2% lower than last June.

Months of Supply

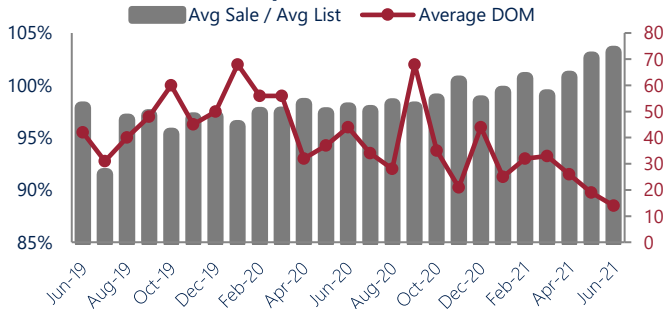
In June, there was 0.8 months of supply available in Potomac, compared to 2.2 in June 2020. That is a decrease of 64% versus a year ago.

Months of supply is calculated by dividing current inventory by current sales. It indicates how many months would be needed to sell all of the inventory available at the current rate of demand.

New Listings & Current Contracts



Sale Price/ List Price & DOM



Sale Price to List Price Ratio

In June, the average sale price in Potomac was 103.2% of the average list price, which is higher than at this time last year.

Days On Market

This month, the average number of days on market was 14, lower than the average last year, which was 44, a decrease of 68%.



Potomac are defined as properties listed in zip code/s 20854.

*Detached, Attached, and Condo varies by local area Multiple Listing Service (MLS) definition. For more information regarding your specific market, contact one of Long & Foster's knowledgeable and experienced sales associates.

Information included in this report is based on data supplied by BRIGHTMLS and its member Association(s) of REALTORS, who are not responsible for its accuracy. Does not reflect all activity in the marketplace. Information contained in this report is deemed reliable but not guaranteed, should be independently verified, and does not constitute an opinion of BRIGHTMLS or Long & Foster Real Estate, Inc.

