



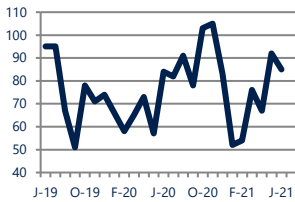
**Focus On: Nottingham and Perry Hall Housing Market**

June 2021

Zip Code(s): 21236 and 21128

**Units Sold**

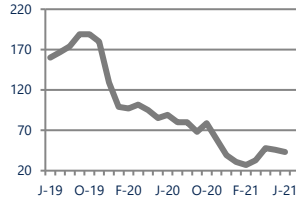
**85**



**Up 1%**  
Vs. Year Ago

**Active Inventory**

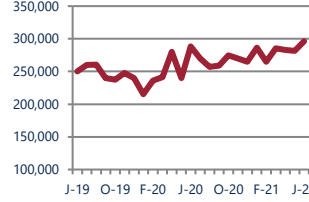
**43**



**Down -52%**  
Vs. Year Ago

**Median Sale Price**

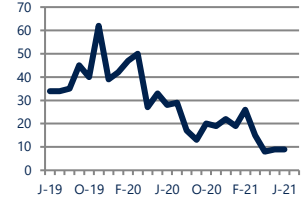
**\$296,200**



**Up 3%**  
Vs. Year Ago

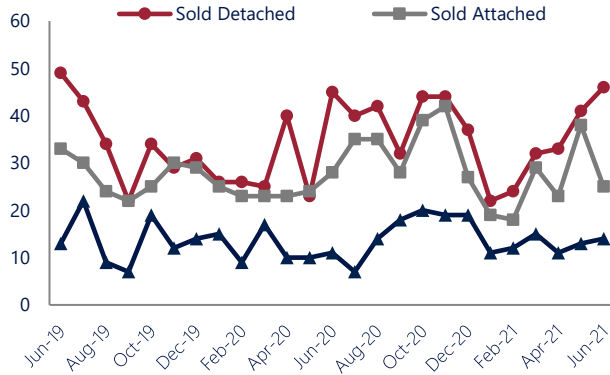
**Days On Market**

**9**



**Down -68%**  
Vs. Year Ago

**Units Sold\***



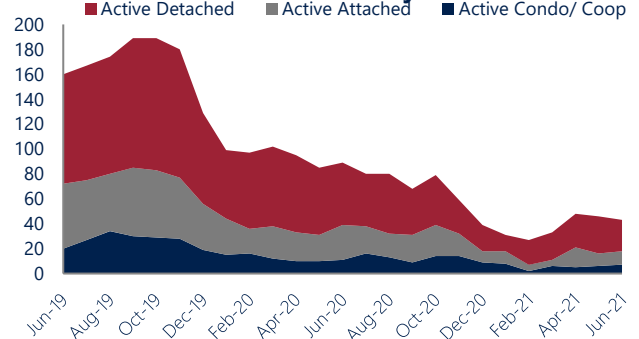
**Units Sold**

There was a decrease in total units sold in June, with 85 sold this month in Nottingham and Perry Hall versus 92 last month, a decrease of 8%. This month's total units sold was higher than at this time last year, an increase of 1% versus June 2020.


**Active Inventory**

Versus last year, the total number of homes available this month is lower by 46 units or 52%. The total number of active inventory this June was 43 compared to 89 in June 2020. This month's total of 43 is lower than the previous month's total supply of available inventory of 46, a decrease of 7%.

**Active Inventory\***



**Median Sale Price**



**Median Sale Price**

Last June, the median sale price for Nottingham and Perry Hall Homes was \$288,400. This June, the median sale price was \$296,200, an increase of 3% or \$7,800 compared to last year. The current median sold price is 5% higher than in May.

Median sale price is the middle sale price in a given month. The same number of properties are above & below the median.

Nottingham and Perry Hall are defined as properties listed in zip code/s 21236 and 21128.

\*Detached, Attached, and Condo varies by local area Multiple Listing Service (MLS) definition. For more information regarding your specific market, contact one of Long & Foster's knowledgeable and experienced sales associates. Information included in this report is based on data supplied by BRIGHTMLS and its member Association(s) of REALTORS, who are not responsible for its accuracy. Does not reflect all activity in the marketplace. Information contained in this report is deemed reliable but not guaranteed, should be independently verified, and does not constitute an opinion of BRIGHTMLS or Long & Foster Real Estate, Inc.





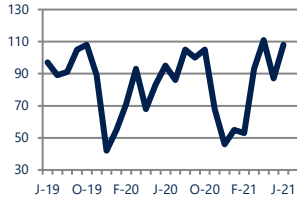
## Focus On: Nottingham and Perry Hall Housing Market

June 2021

Zip Code(s): 21236 and 21128

### New Listings

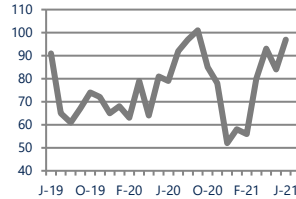
108



Up 14%  
Vs. Year Ago

### Current Contracts

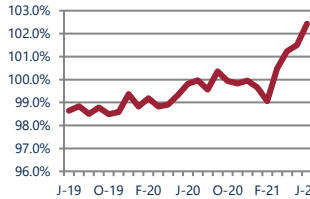
97



Up 23%  
Vs. Year Ago

### Sold Vs. List Price

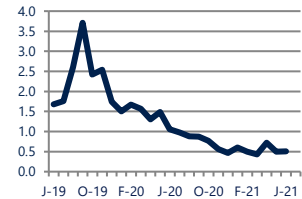
102.4%



Up 2.6%  
Vs. Year Ago

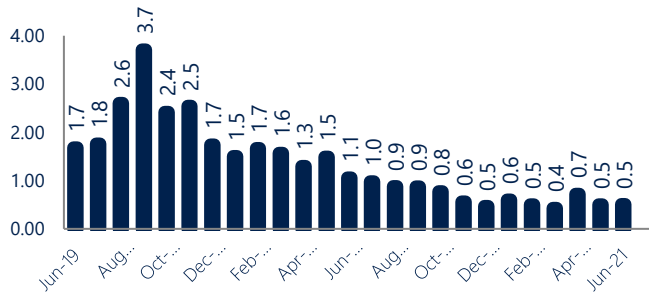
### Months of Supply

0.5



Down -52%  
Vs. Year Ago

### Months Of Supply



### New Listings & Current Contracts

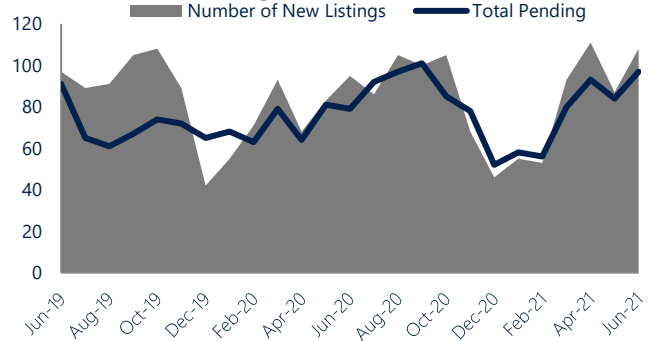
This month there were 108 homes newly listed for sale in Nottingham and Perry Hall compared to 95 in June 2020, an increase of 14%. There were 97 current contracts pending sale this June compared to 79 a year ago. The number of current contracts is 23% higher than last June.

### Months of Supply

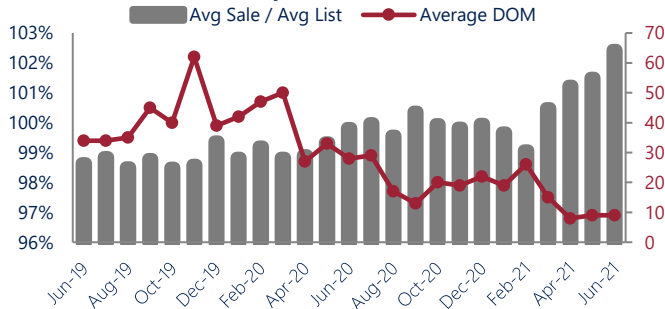
In June, there was 0.5 months of supply available in Nottingham and Perry Hall, compared to 1.1 in June 2020. That is a decrease of 52% versus a year ago.

Months of supply is calculated by dividing current inventory by current sales. It indicates how many months would be needed to sell all of the inventory available at the current rate of demand.

### New Listings & Current Contracts



### Sale Price/ List Price & DOM



### Sale Price to List Price Ratio

In June, the average sale price in Nottingham and Perry Hall was 102.4% of the average list price, which is 2.6% higher than at this time last year.

### Days On Market

This month, the average number of days on market was 9, lower than the average last year, which was 28, a decrease of 68%.

Nottingham and Perry Hall are defined as properties listed in zip code/s 21236 and 21128.

\*Detached, Attached, and Condo varies by local area Multiple Listing Service (MLS) definition. For more information regarding your specific market, contact one of Long & Foster's knowledgeable and experienced sales associates.

Information included in this report is based on data supplied by BRIGHTMLS and its member Association(s) of REALTORS, who are not responsible for its accuracy. Does not reflect all activity in the marketplace. Information contained in this report is deemed reliable but not guaranteed, should be independently verified, and does not constitute an opinion of BRIGHTMLS or Long & Foster Real Estate, Inc.

