



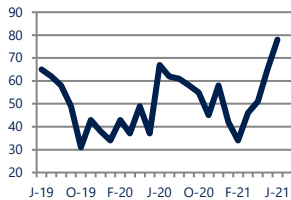
## Focus On: Homeland Housing Market

June 2021

Zip Code(s): 21212

### Units Sold

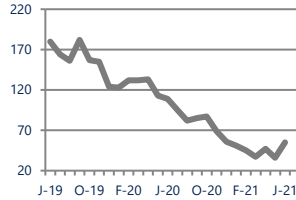
78



Up 16%  
Vs. Year Ago

### Active Inventory

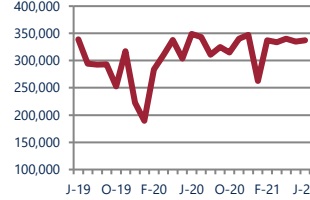
55



Down -50%  
Vs. Year Ago

### Median Sale Price

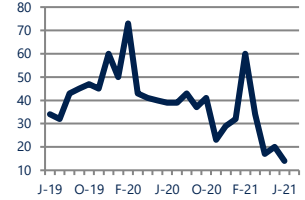
\$337,000



Down -3%  
Vs. Year Ago

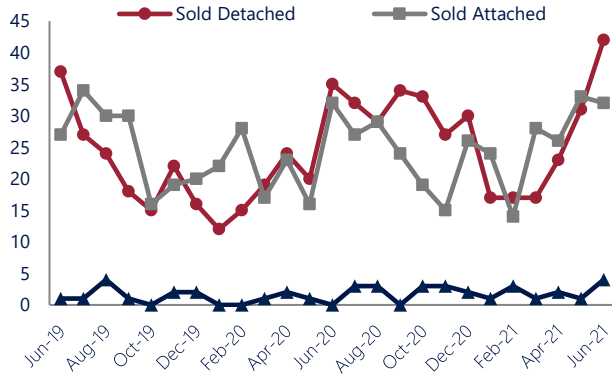
### Days On Market

14



Down -64%  
Vs. Year Ago

### Units Sold\*



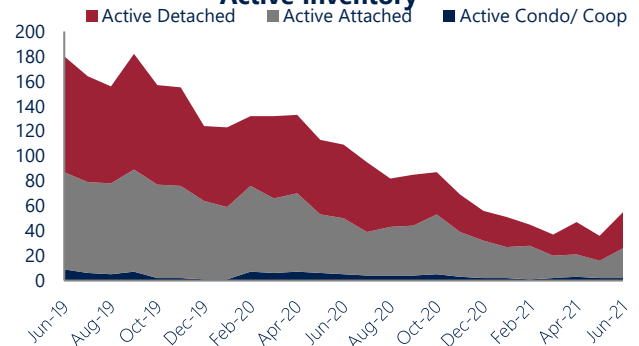
### Units Sold

There was an increase in total units sold in June, with 78 sold this month in Homeland versus 65 last month, an increase of 20%. This month's total units sold was higher than at this time last year, an increase of 16% versus June 2020.

### Active Inventory

Versus last year, the total number of homes available this month is lower by 54 units or 50%. The total number of active inventory this June was 55 compared to 109 in June 2020. This month's total of 55 is higher than the previous month's total supply of available inventory of 36, an increase of 53%.

### Active Inventory\*



### Median Sale Price



### Median Sale Price

Last June, the median sale price for Homeland Homes was \$349,000. This June, the median sale price was \$337,000, a decrease of 3% or \$12,000 compared to last year. The current median sold price is 1% higher than in May.

Median sale price is the middle sale price in a given month. The same number of properties are above & below the median.

Homeland are defined as properties listed in zip code/s 21212.

\*Detached, Attached, and Condo varies by local area Multiple Listing Service (MLS) definition. For more information regarding your specific market, contact one of Long & Foster's knowledgeable and experienced sales associates. Information included in this report is based on data supplied by BRIGHTMLS and its member Association(s) of REALTORS, who are not responsible for its accuracy. Does not reflect all activity in the marketplace. Information contained in this report is deemed reliable but not guaranteed, should be independently verified, and does not constitute an opinion of BRIGHTMLS or Long & Foster Real Estate, Inc.





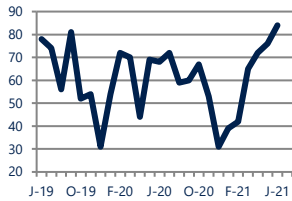
## Focus On: Homeland Housing Market

June 2021

Zip Code(s): 21212

### New Listings

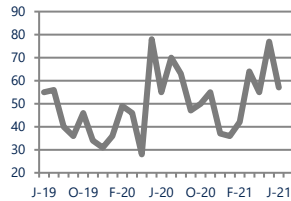
84



Up 24%  
Vs. Year Ago

### Current Contracts

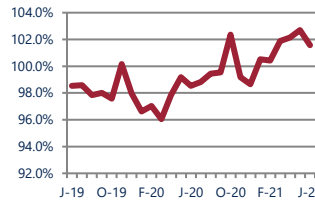
57



Up 4%  
Vs. Year Ago

### Sold Vs. List Price

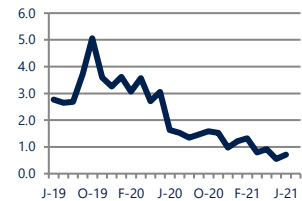
101.6%



Up 3.1%  
Vs. Year Ago

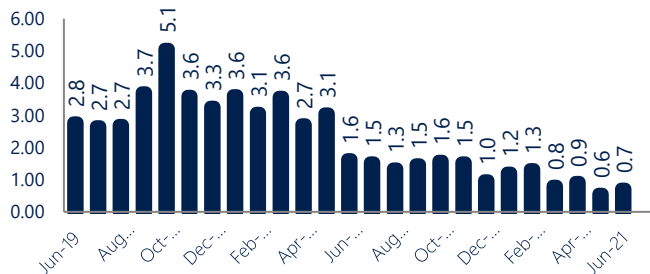
### Months of Supply

0.7



Down -56%  
Vs. Year Ago

### Months Of Supply



### Months of Supply

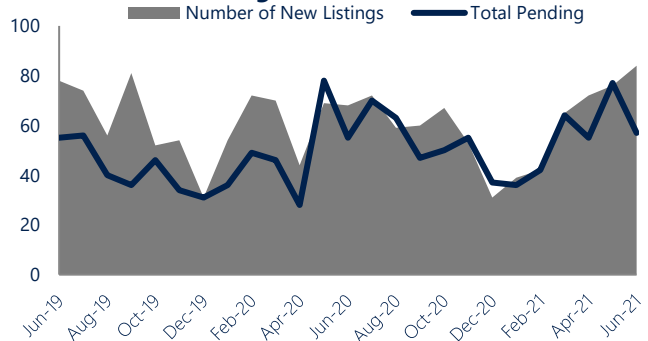
In June, there was 0.7 months of supply available in Homeland, compared to 1.6 in June 2020. That is a decrease of 57% versus a year ago.

Months of supply is calculated by dividing current inventory by current sales. It indicates how many months would be needed to sell all of the inventory available at the current rate of demand.

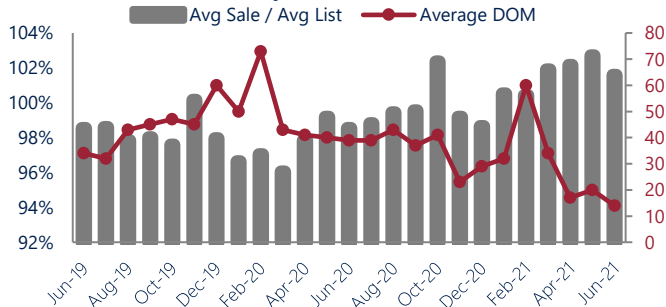
### New Listings & Current Contracts

This month there were 84 homes newly listed for sale in Homeland compared to 68 in June 2020, an increase of 24%. There were 57 current contracts pending sale this June compared to 55 a year ago. The number of current contracts is 4% higher than last June.

### New Listings & Current Contracts



### Sale Price/ List Price & DOM



### Sale Price to List Price Ratio

In June, the average sale price in Homeland was 101.6% of the average list price, which is 3.0% higher than at this time last year.

### Days On Market

This month, the average number of days on market was 14, lower than the average last year, which was 39, a decrease of 64%.

Homeland are defined as properties listed in zip code/s 21212.

\*Detached, Attached, and Condo varies by local area Multiple Listing Service (MLS) definition. For more information regarding your specific market, contact one of Long & Foster's knowledgeable and experienced sales associates.

Information included in this report is based on data supplied by BRIGHTMLS and its member Association(s) of REALTORS, who are not responsible for its accuracy. Does not reflect all activity in the marketplace. Information contained in this report is deemed reliable but not guaranteed, should be independently verified, and does not constitute an opinion of BRIGHTMLS or Long & Foster Real Estate, Inc.

