



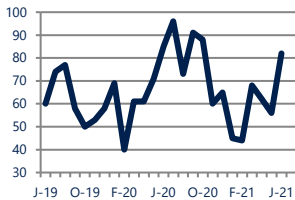
Focus On: Hanover and Linthicum Heights Housing Market

June 2021

Zip Code(s): 21076, 21090 and 21077

Units Sold

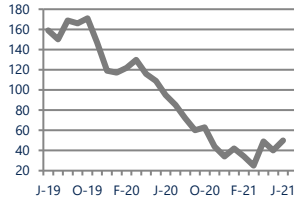
82



Down -4%
Vs. Year Ago

Active Inventory

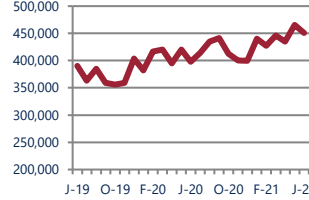
50



Down -47%
Vs. Year Ago

Median Sale Price

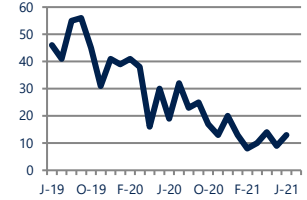
\$450,500



Up 13%
Vs. Year Ago

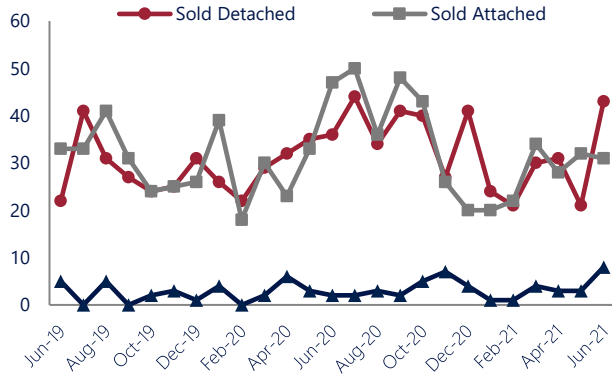
Days On Market

13



Down -32%
Vs. Year Ago

Units Sold*



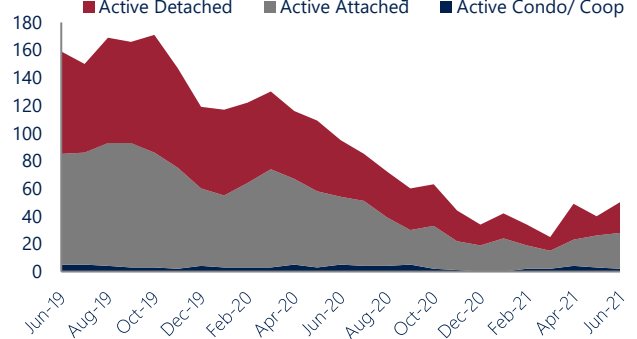
Units Sold

There was an increase in total units sold in June, with 82 sold this month in Hanover and Linthicum Heights. This month's total units sold was lower than at this time last year.

Active Inventory

Versus last year, the total number of homes available this month is lower by 45 units or 47%. The total number of active inventory this June was 50 compared to 95 in June 2020. This month's total of 50 is higher than the previous month's total supply of available inventory of 40, an increase of 25%.

Active Inventory*



Median Sale Price



Median Sale Price

Last June, the median sale price for Hanover and Linthicum Heights Homes was \$398,000. This June, the median sale price was \$450,500, an increase of 13% or \$52,500 compared to last year. The current median sold price is 3% lower than in May.

Median sale price is the middle sale price in a given month. The same number of properties are above & below the median.

Hanover and Linthicum Heights are defined as properties listed in zip code/s 21076, 21090 and 21077.

*Detached, Attached, and Condo varies by local area Multiple Listing Service (MLS) definition. For more information regarding your specific market, contact one of Long & Foster's knowledgeable and experienced sales associates. Information included in this report is based on data supplied by BRIGHTMLS and its member Association(s) of REALTORS, who are not responsible for its accuracy. Does not reflect all activity in the marketplace. Information contained in this report is deemed reliable but not guaranteed, should be independently verified, and does not constitute an opinion of BRIGHTMLS or Long & Foster Real Estate, Inc.





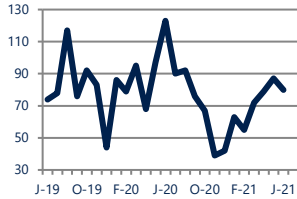
Focus On: Hanover and Linthicum Heights Housing Market

June 2021

Zip Code(s): 21076, 21090 and 21077

New Listings

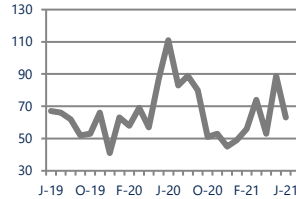
80



Down -35%
Vs. Year Ago

Current Contracts

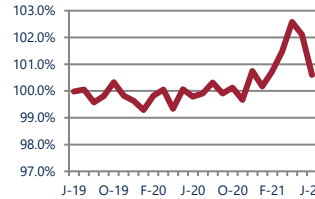
63



Down -43%
Vs. Year Ago

Sold Vs. List Price

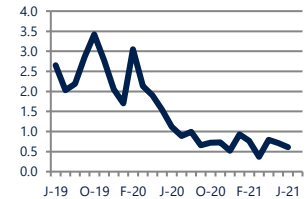
100.6%



Up 0.8%
Vs. Year Ago

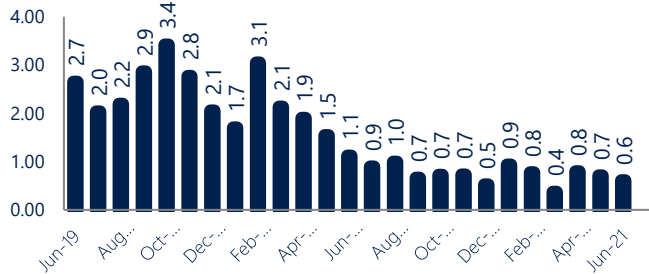
Months of Supply

0.6



Down -46%
Vs. Year Ago

Months of Supply



New Listings & Current Contracts

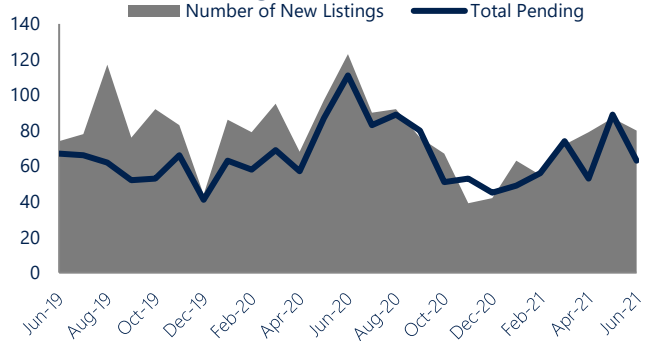
This month there were 80 homes newly listed for sale in Hanover and Linthicum Heights compared to 123 in June 2020, a decrease of 35%. There were 63 current contracts pending sale this June compared to 111 a year ago. The number of current contracts is 43% lower than last June.

Months of Supply

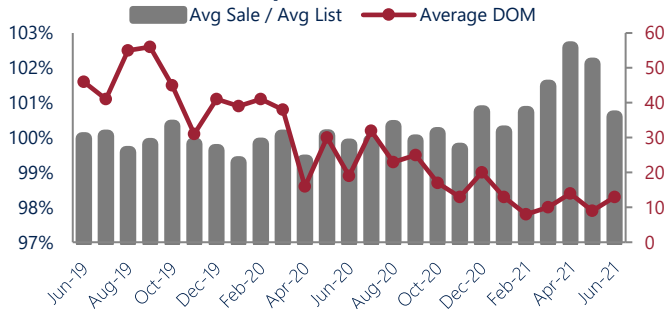
In June, there was 0.6 months of supply available in Hanover and Linthicum Heights, compared to 1.1 in June 2020. That is a decrease of 45% versus a year ago.

Months of supply is calculated by dividing current inventory by current sales. It indicates how many months would be needed to sell all of the inventory available at the current rate of demand.

New Listings & Current Contracts



Sale Price/ List Price & DOM



Sale Price to List Price Ratio

In June, the average sale price in Hanover and Linthicum Heights was 100.6% of the average list price, which is 0.8% higher than at this time last year.

Days On Market

This month, the average number of days on market was 13, lower than the average last year, which was 19, a decrease of 32%.



Hanover and Linthicum Heights are defined as properties listed in zip code/s 21076, 21090 and 21077.

*Detached, Attached, and Condo varies by local area Multiple Listing Service (MLS) definition. For more information regarding your specific market, contact one of Long & Foster's knowledgeable and experienced sales associates.

Information included in this report is based on data supplied by BRIGHTMLS and its member Association(s) of REALTORS, who are not responsible for its accuracy. Does not reflect all activity in the marketplace. Information contained in this report is deemed reliable but not guaranteed, should be independently verified, and does not constitute an opinion of BRIGHTMLS or Long & Foster Real Estate, Inc.

