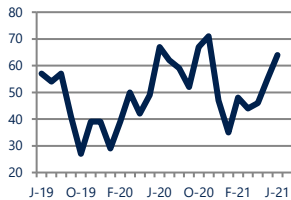




Zip Code(s): 21074, 21048, 21102 and 21088

**Units Sold**

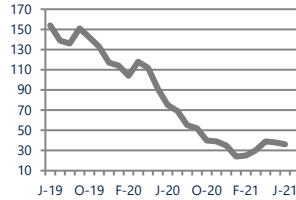
**64**



**Down -4%**  
Vs. Year Ago

**Active Inventory**

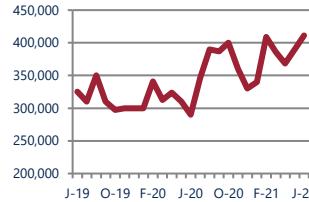
**36**



**Down -52%**  
Vs. Year Ago

**Median Sale Price**

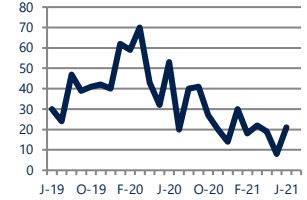
**\$411,250**



**Up**  
Vs. Year Ago

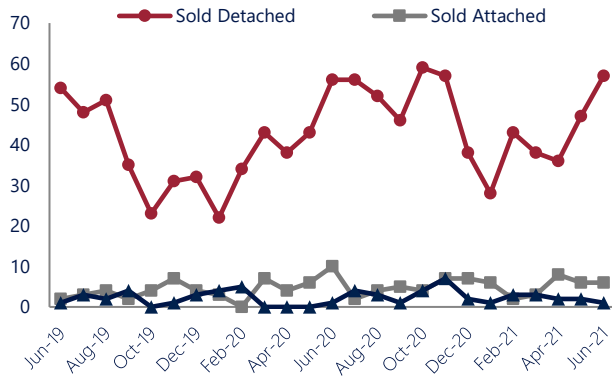
**Days On Market**

**21**



**Down -60%**  
Vs. Year Ago

**Units Sold\***



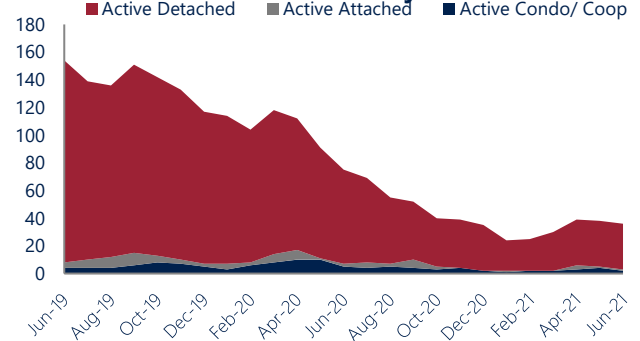
**Units Sold**

There was an increase in total units sold in June, with 64 sold this month in Hampstead, Finksburg, and Manchester versus 55 last month, an increase of 16%. This month's total units sold was lower than at this time last year, a decrease of 4% versus June 2020.

**Active Inventory**

Versus last year, the total number of homes available this month is lower by 39 units or 52%. The total number of active inventory this June was 36 compared to 75 in June 2020. This month's total of 36 is lower than the previous month's total supply of available inventory of 38, a decrease of 5%.

**Active Inventory\***



**Median Sale Price**



**Median Sale Price**

Last June, the median sale price for Hampstead, Finksburg, and Manchester Homes was \$290,000. This June, the median sale price was \$411,250, an increase of \$121,250 compared to last year. The current median sold price is higher than in May.

Median sale price is the middle sale price in a given month. The same number of properties are above & below the median.

Hampstead, Finksburg, and Manchester are defined as properties listed in zip code/s 21074, 21048, 21102 and 21088.

\*Detached, Attached, and Condo varies by local area Multiple Listing Service (MLS) definition. For more information regarding your specific market, contact one of Long & Foster's knowledgeable and experienced sales associates. Information included in this report is based on data supplied by BRIGHTMLS and its member Association(s) of REALTORS, who are not responsible for its accuracy. Does not reflect all activity in the marketplace. Information contained in this report is deemed reliable but not guaranteed, should be independently verified, and does not constitute an opinion of BRIGHTMLS or Long & Foster Real Estate, Inc.

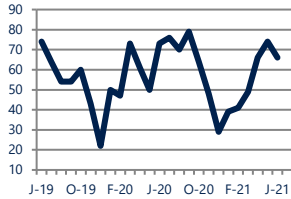




Zip Code(s): 21074, 21048, 21102 and 21088

### New Listings

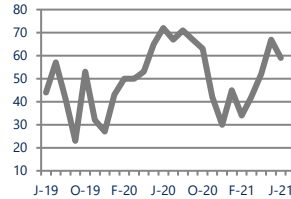
66



Down -10%  
Vs. Year Ago

### Current Contracts

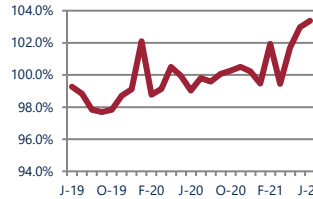
59



Down -18%  
Vs. Year Ago

### Sold Vs. List Price

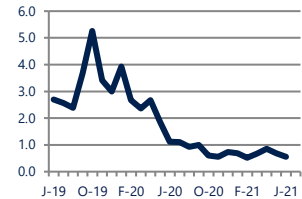
103.4%



Up 4.4%  
Vs. Year Ago

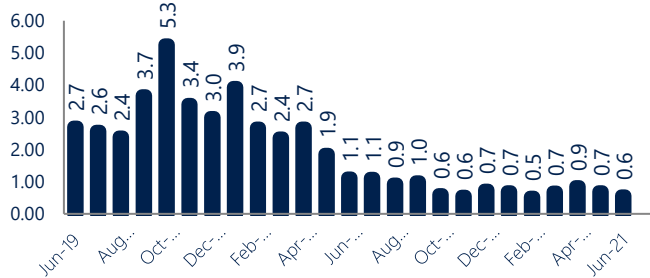
### Months of Supply

0.6



Down -50%  
Vs. Year Ago

### Months Of Supply



### New Listings & Current Contracts

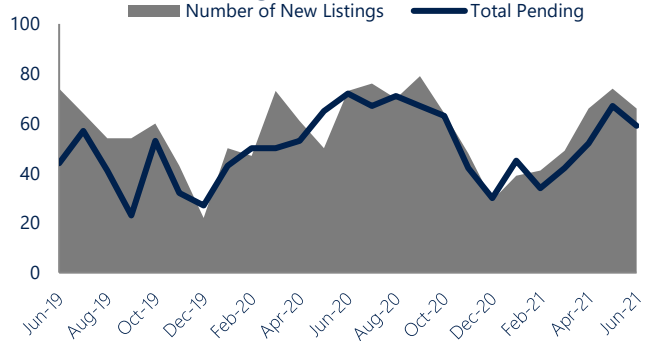
This month there were 66 homes newly listed for sale in Hampstead, Finksburg, and Manchester compared to 73 in June 2020, a decrease of 10%. There were 59 current contracts pending sale this June compared to 72 a year ago. The number of current contracts is 18% lower than last June.

### Months of Supply

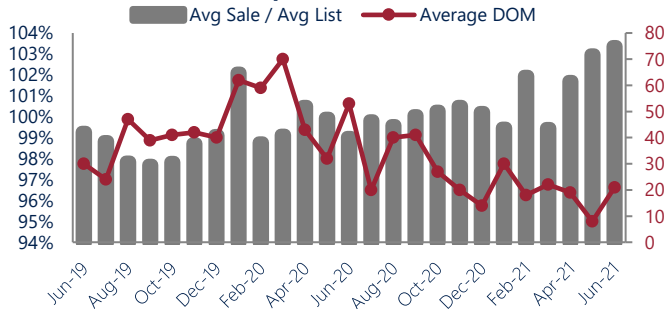
In June, there was 0.6 months of supply available in Hampstead, Finksburg, and Manchester, compared to 1.1 in June 2020. That is a decrease of 50% versus a year ago.

Months of supply is calculated by dividing current inventory by current sales. It indicates how many months would be needed to sell all of the inventory available at the current rate of demand.

### New Listings & Current Contracts



### Sale Price/ List Price & DOM



### Sale Price to List Price Ratio

In June, the average sale price in Hampstead, Finksburg, and Manchester was 103.4% of the average list price, which is 4.4% higher than at this time last year.

### Days On Market

This month, the average number of days on market was 21, lower than the average last year, which was 53, a decrease of 60%.

Hampstead, Finksburg, and Manchester are defined as properties listed in zip code/s 21074, 21048, 21102 and 21088.

\*Detached, Attached, and Condo varies by local area Multiple Listing Service (MLS) definition. For more information regarding your specific market, contact one of Long & Foster's knowledgeable and experienced sales associates.

Information included in this report is based on data supplied by BRIGHTMLS and its member Association(s) of REALTORS, who are not responsible for its accuracy. Does not reflect all activity in the marketplace. Information contained in this report is deemed reliable but not guaranteed, should be independently verified, and does not constitute an opinion of BRIGHTMLS or Long & Foster Real Estate, Inc.

