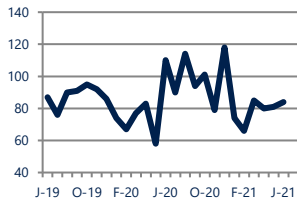




Zip Code(s): 20735, 20613 and 20623

Units Sold

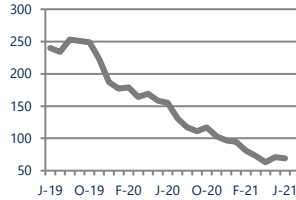
84



Down -24%
Vs. Year Ago

Active Inventory

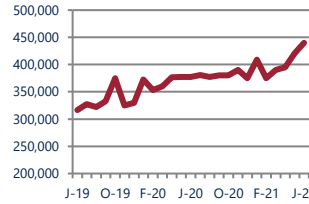
69



Down -55%
Vs. Year Ago

Median Sale Price

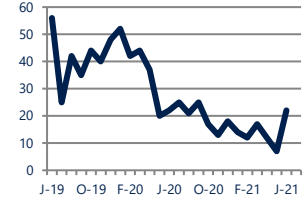
\$440,000



Up 17%
Vs. Year Ago

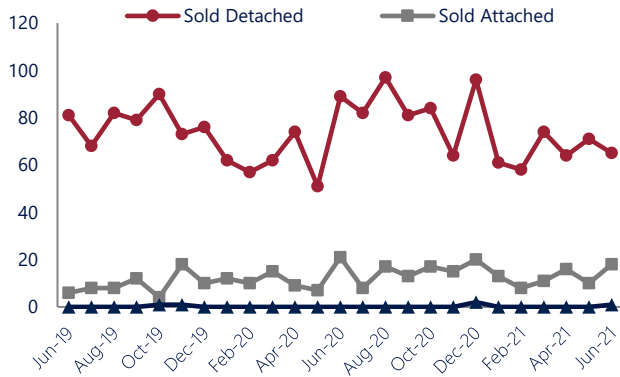
Days On Market

22



No Change
Vs. Year Ago

Units Sold*



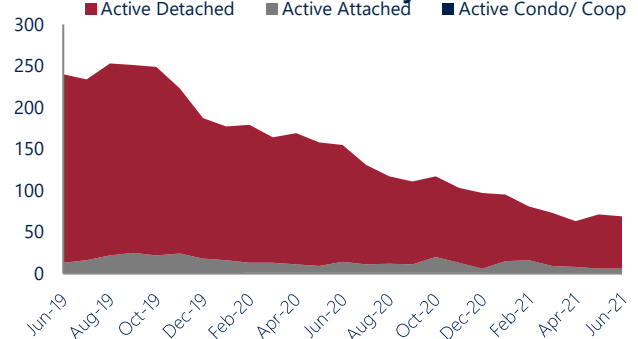
Units Sold

There was an increase in total units sold in June, with 84 sold this month in Clinton, Brandywine, and Cheltenham versus 81 last month, an increase of 4%. This month's total units sold was lower than at this time last year, a decrease of 24% versus June 2020.

Active Inventory

Versus last year, the total number of homes available this month is lower by 86 units or 55%. The total number of active inventory this June was 69 compared to 155 in June 2020. This month's total of 69 is lower than the previous month's total supply of available inventory of 71, a decrease of 3%.

Active Inventory*



Median Sale Price



Median Sale Price

Last June, the median sale price for Clinton, Brandywine, and Cheltenham Homes was \$377,500. This June, the median sale price was \$440,000, an increase of 17% or \$62,500 compared to last year. The current median sold price is 5% higher than in May.

Median sale price is the middle sale price in a given month. The same number of properties are above & below the median.

Clinton, Brandywine, and Cheltenham are defined as properties listed in zip code/s 20735, 20613 and 20623.

*Detached, Attached, and Condo varies by local area Multiple Listing Service (MLS) definition. For more information regarding your specific market, contact one of Long & Foster's knowledgeable and experienced sales associates. Information included in this report is based on data supplied by BRIGHTMLS and its member Association(s) of REALTORS, who are not responsible for its accuracy. Does not reflect all activity in the marketplace. Information contained in this report is deemed reliable but not guaranteed, should be independently verified, and does not constitute an opinion of BRIGHTMLS or Long & Foster Real Estate, Inc.

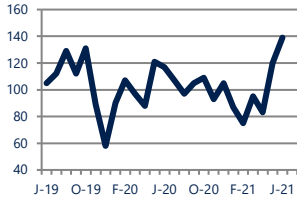




Zip Code(s): 20735, 20613 and 20623

New Listings

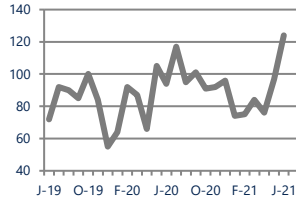
139



Up 19%
Vs. Year Ago

Current Contracts

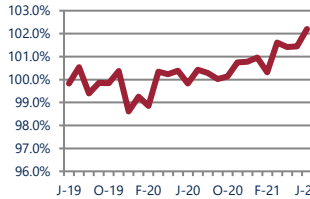
124



Up 32%
Vs. Year Ago

Sold Vs. List Price

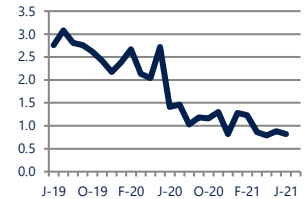
102.2%



Up 2.4%
Vs. Year Ago

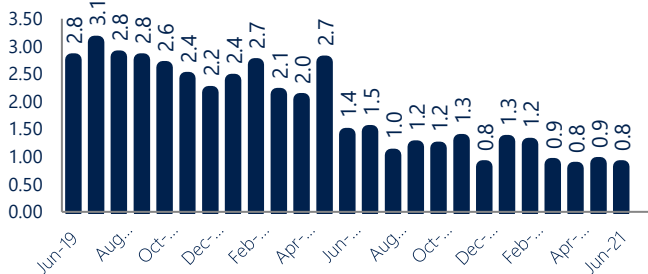
Months of Supply

0.8



Down -42%
Vs. Year Ago

Months Of Supply



New Listings & Current Contracts

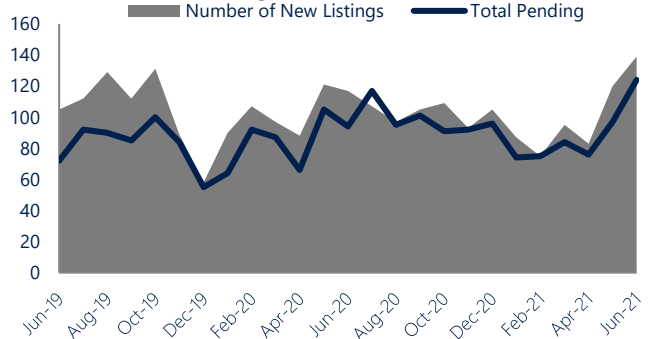
This month there were 139 homes newly listed for sale in Clinton, Brandywine, and Cheltenham compared to 117 in June 2020, an increase of 19%. There were 124 current contracts pending sale this June compared to 94 a year ago. The number of current contracts is 32% higher than last June.

Months of Supply

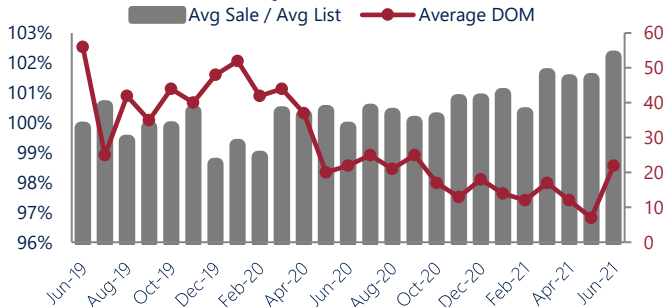
In June, there was 0.8 months of supply available in Clinton, Brandywine, and Cheltenham, compared to 1.4 in June 2020. That is a decrease of 42% versus a year ago.

Months of supply is calculated by dividing current inventory by current sales. It indicates how many months would be needed to sell all of the inventory available at the current rate of demand.

New Listings & Current Contracts



Sale Price/ List Price & DOM



Sale Price to List Price Ratio

In June, the average sale price in Clinton, Brandywine, and Cheltenham was 102.2% of the average list price, which is 2.4% higher than at this time last year.

Days On Market

This month, the average number of days on market was 22, which is similar compared to a year ago.

Clinton, Brandywine, and Cheltenham are defined as properties listed in zip code/s 20735, 20613 and 20623.

*Detached, Attached, and Condo varies by local area Multiple Listing Service (MLS) definition. For more information regarding your specific market, contact one of Long & Foster's knowledgeable and experienced sales associates.

Information included in this report is based on data supplied by BRIGHTMLS and its member Association(s) of REALTORS, who are not responsible for its accuracy. Does not reflect all activity in the marketplace. Information contained in this report is deemed reliable but not guaranteed, should be independently verified, and does not constitute an opinion of BRIGHTMLS or Long & Foster Real Estate, Inc.

