



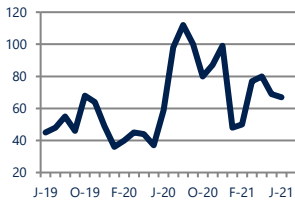
Focus On: Rehoboth Beach Housing Market

June 2021

Zip Code(s): 19971

Units Sold

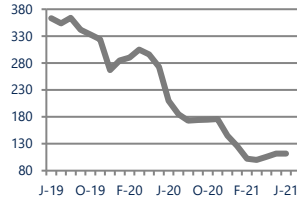
67



Up 14%
Vs. Year Ago

Active Inventory

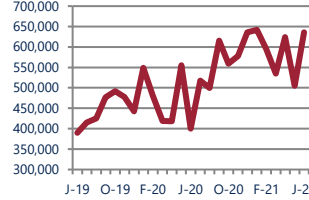
112



Down -47%
Vs. Year Ago

Median Sale Price

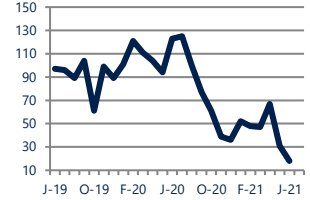
\$636,000



Up
Vs. Year Ago

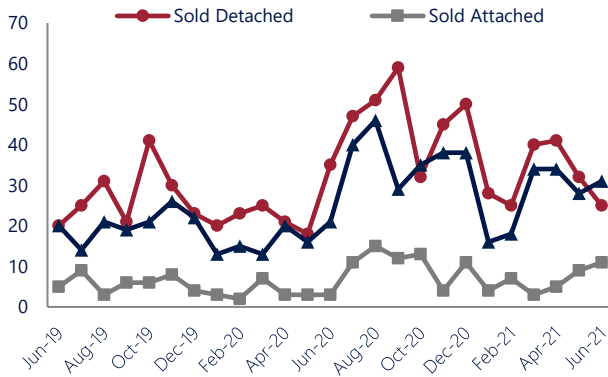
Days On Market

18



Down -85%
Vs. Year Ago

Units Sold*



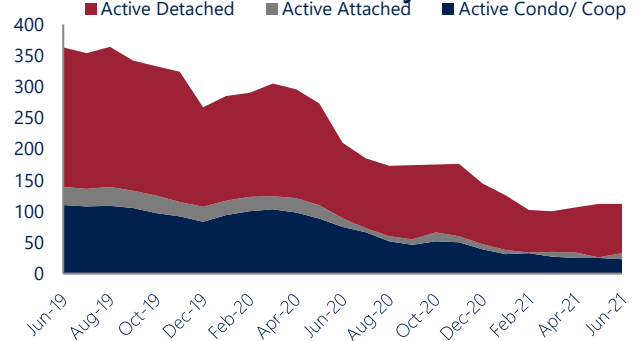
Units Sold

There was a decrease in total units sold in June, with 67 sold this month in Rehoboth Beach versus 69 last month, a decrease of 3%. This month's total units sold was higher than at this time last year, an increase of 14% versus June 2020.

Active Inventory

Versus last year, the total number of homes available this month is lower by 98 units or 47%. The total number of active inventory this June was 112 compared to 210 in June 2020. This month's supply remained stable as compared to last month.

Active Inventory*



Median Sale Price



Median Sale Price

Last June, the median sale price for Rehoboth Beach Homes was \$400,000. This June, the median sale price was \$636,000, an increase of \$236,000 compared to last year. The current median sold price is higher than in May.

Median sale price is the middle sale price in a given month. The same number of properties are above & below the median.

Rehoboth Beach are defined as properties listed in zip code/s 19971.

*Detached, Attached, and Condo varies by local area Multiple Listing Service (MLS) definition. For more information regarding your specific market, contact one of Long & Foster's knowledgeable and experienced sales associates. Information included in this report is based on data supplied by BRIGHTMLS and its member Association(s) of REALTORS, who are not responsible for its accuracy. Does not reflect all activity in the marketplace. Information contained in this report is deemed reliable but not guaranteed, should be independently verified, and does not constitute an opinion of BRIGHTMLS or Long & Foster Real Estate, Inc.





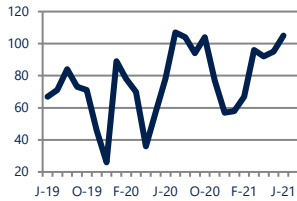
Focus On: Rehoboth Beach Housing Market

June 2021

Zip Code(s): 19971

New Listings

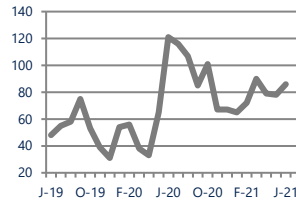
105



Up 35%
Vs. Year Ago

Current Contracts

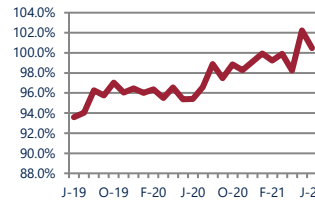
86



Down -29%
Vs. Year Ago

Sold Vs. List Price

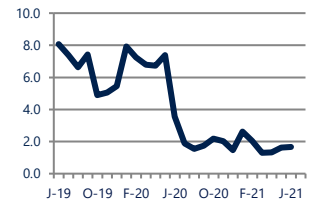
100.5%



Up
Vs. Year Ago

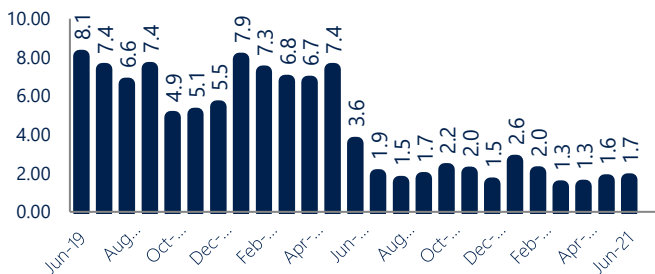
Months of Supply

1.7



Down -53%
Vs. Year Ago

Months Of Supply



Months of Supply

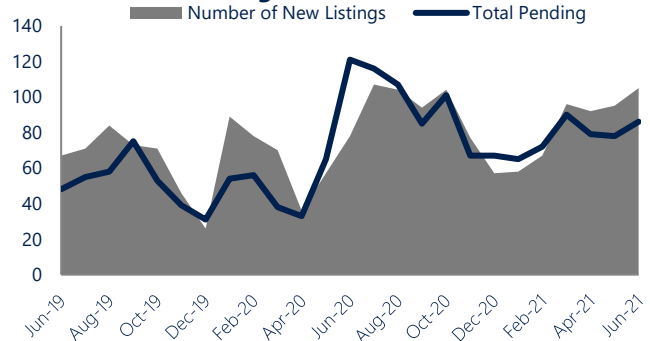
In June, there was 1.7 months of supply available in Rehoboth Beach, compared to 3.6 in June 2020. That is a decrease of 53% versus a year ago.

Months of supply is calculated by dividing current inventory by current sales. It indicates how many months would be needed to sell all of the inventory available at the current rate of demand.

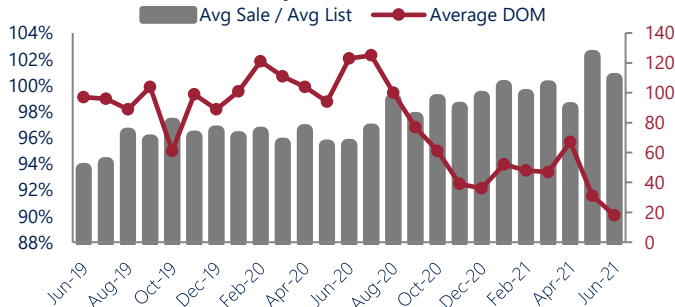
New Listings & Current Contracts

This month there were 105 homes newly listed for sale in Rehoboth Beach compared to 78 in June 2020, an increase of 35%. There were 86 current contracts pending sale this June compared to 121 a year ago. The number of current contracts is 29% lower than last June.

New Listings & Current Contracts



Sale Price/ List Price & DOM



Sale Price to List Price Ratio

In June, the average sale price in Rehoboth Beach was 100.5% of the average list price, which is higher than at this time last year.

Days On Market

This month, the average number of days on market was 18, lower than the average last year, which was 123, a decrease of 85%.

Rehoboth Beach are defined as properties listed in zip code/s 19971.

*Detached, Attached, and Condo varies by local area Multiple Listing Service (MLS) definition. For more information regarding your specific market, contact one of Long & Foster's knowledgeable and experienced sales associates.

Information included in this report is based on data supplied by BRIGHTMLS and its member Association(s) of REALTORS, who are not responsible for its accuracy. Does not reflect all activity in the marketplace. Information contained in this report is deemed reliable but not guaranteed, should be independently verified, and does not constitute an opinion of BRIGHTMLS or Long & Foster Real Estate, Inc.

