

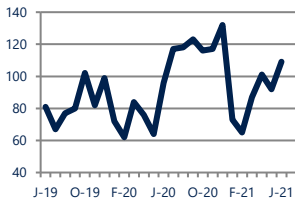


Focus On: Lewes Housing Market

June 2021

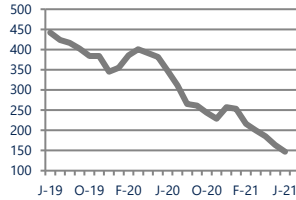
Zip Code(s): 19958 and 19969

Units Sold
109



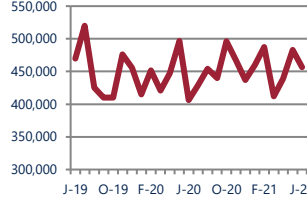
Up 14%
Vs. Year Ago

Active Inventory
147



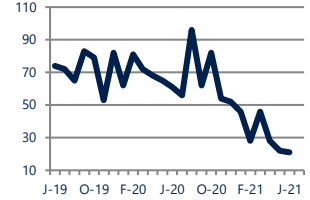
Down -58%
Vs. Year Ago

Median Sale Price
\$456,690



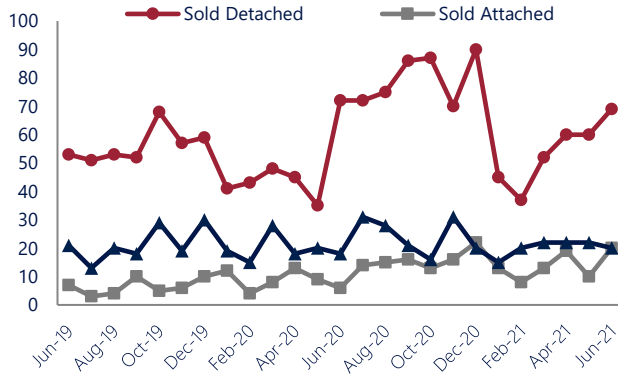
Up 12%
Vs. Year Ago

Days On Market
21



Down -66%
Vs. Year Ago

Units Sold*



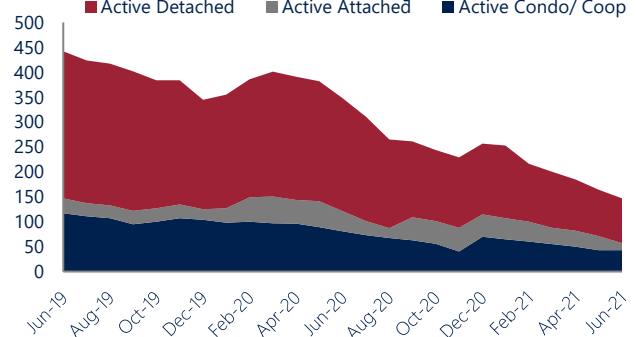
Units Sold

There was an increase in total units sold in June, with 109 sold this month in Lewes versus 92 last month, an increase of 18%. This month's total units sold was higher than at this time last year, an increase of 14% versus June 2020.

Active Inventory

Versus last year, the total number of homes available this month is lower by 201 units or 58%. The total number of active inventory this June was 147 compared to 348 in June 2020. This month's total of 147 is lower than the previous month's total supply of available inventory of 164, a decrease of 10%.

Active Inventory*



Median Sale Price



Median Sale Price

Last June, the median sale price for Lewes Homes was \$406,250. This June, the median sale price was \$456,690, an increase of 12% or \$50,440 compared to last year. The current median sold price is 5% lower than in May.

Median sale price is the middle sale price in a given month. The same number of properties are above & below the median.

Lewes are defined as properties listed in zip code/s 19958 and 19969.

*Detached, Attached, and Condo varies by local area Multiple Listing Service (MLS) definition. For more information regarding your specific market, contact one of Long & Foster's knowledgeable and experienced sales associates. Information included in this report is based on data supplied by BRIGHTMLS and its member Association(s) of REALTORS, who are not responsible for its accuracy. Does not reflect all activity in the marketplace. Information contained in this report is deemed reliable but not guaranteed, should be independently verified, and does not constitute an opinion of BRIGHTMLS or Long & Foster Real Estate, Inc.





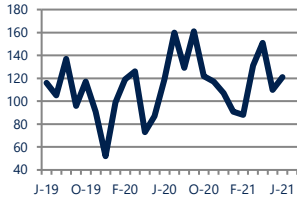
Focus On: Lewes Housing Market

June 2021

Zip Code(s): 19958 and 19969

New Listings

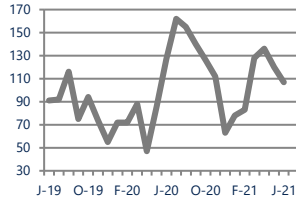
121



Up 2%
Vs. Year Ago

Current Contracts

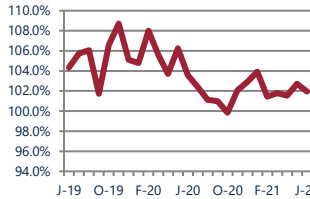
107



Down -16%
Vs. Year Ago

Sold Vs. List Price

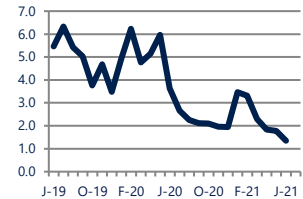
102.0%



Down -1.6%
Vs. Year Ago

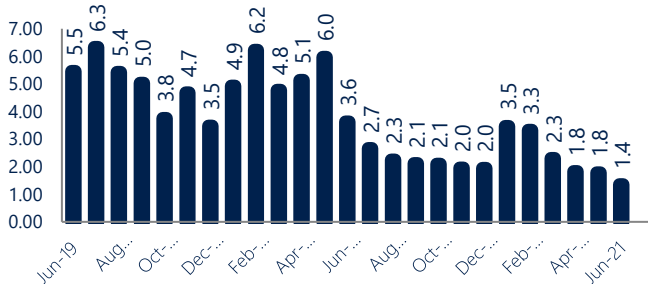
Months of Supply

1.4



Down -63%
Vs. Year Ago

Months Of Supply



Months of Supply

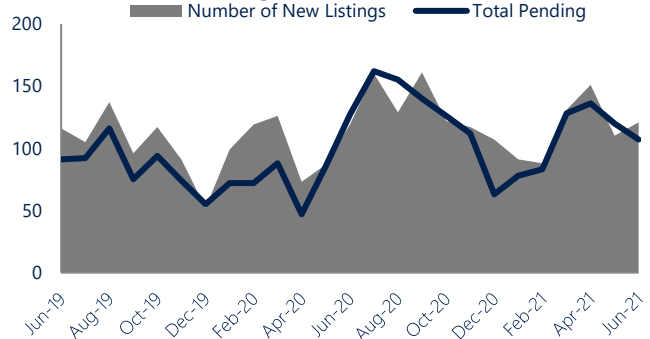
In June, there was 1.3 months of supply available in Lewes, compared to 3.6 in June 2020. That is a decrease of 63% versus a year ago.

Months of supply is calculated by dividing current inventory by current sales. It indicates how many months would be needed to sell all of the inventory available at the current rate of demand.

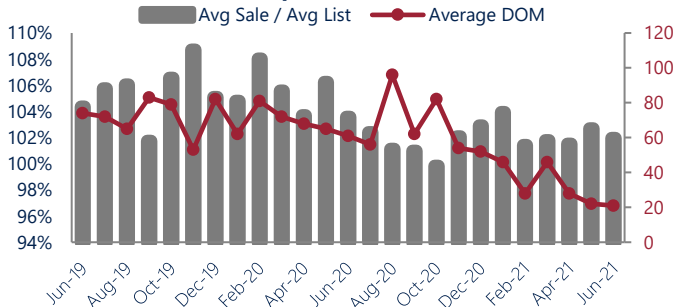
New Listings & Current Contracts

This month there were 121 homes newly listed for sale in Lewes compared to 119 in June 2020, an increase of 2%. There were 107 current contracts pending sale this June compared to 127 a year ago. The number of current contracts is 16% lower than last June.

New Listings & Current Contracts



Sale Price/ List Price & DOM



Sale Price to List Price Ratio

In June, the average sale price in Lewes was 102.0% of the average list price, which is 1.6% lower than at this time last year.

Days On Market

This month, the average number of days on market was 21, lower than the average last year, which was 61, a decrease of 66%.



Lewes are defined as properties listed in zip code/s 19958 and 19969.

*Detached, Attached, and Condo varies by local area Multiple Listing Service (MLS) definition. For more information regarding your specific market, contact one of Long & Foster's knowledgeable and experienced sales associates.

Information included in this report is based on data supplied by BRIGHTMLS and its member Association(s) of REALTORS, who are not responsible for its accuracy. Does not reflect all activity in the marketplace. Information contained in this report is deemed reliable but not guaranteed, should be independently verified, and does not constitute an opinion of BRIGHTMLS or Long & Foster Real Estate, Inc.

