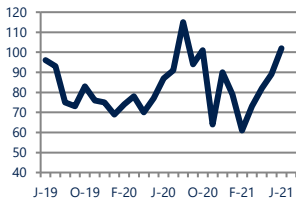




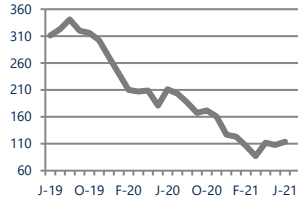
Zip Code(s): 19934, 19962, 19952, 19946, 19954, 19979, 19980 and 19943

**Units Sold**  
102



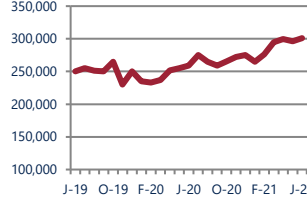
Up 17%  
Vs. Year Ago

**Active Inventory**  
114



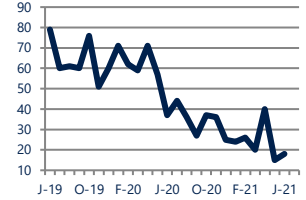
Down -46%  
Vs. Year Ago

**Median Sale Price**  
\$301,000



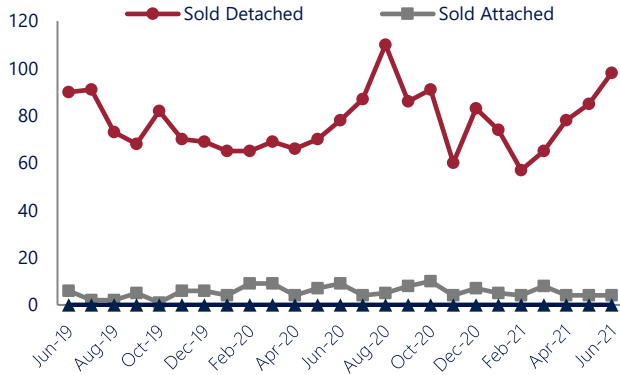
Up 16%  
Vs. Year Ago

**Days On Market**  
18



Down -51%  
Vs. Year Ago

**Units Sold\***



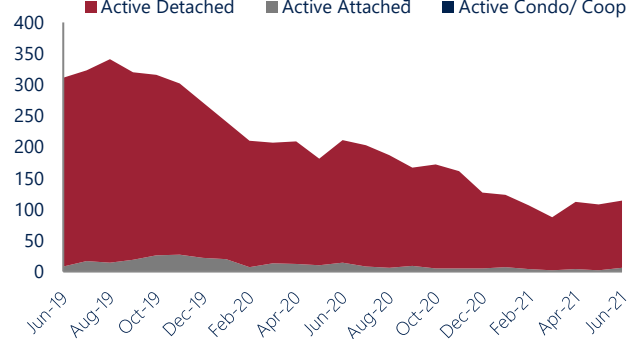
**Units Sold**

There was an increase in total units sold in June, with 102 sold this month in Felton, Camden Wyoming, and Southern Kent County versus 89 last month, an increase of 15%. This month's total units sold was higher than at this time last year, an increase of 17% versus June 2020.

**Active Inventory**

Versus last year, the total number of homes available this month is lower by 97 units or 46%. The total number of active inventory this June was 114 compared to 211 in June 2020. This month's total of 114 is higher than the previous month's total supply of available inventory of 108, an increase of 6%.

**Active Inventory\***



**Median Sale Price**



**Median Sale Price**

Last June, the median sale price for Felton, Camden Wyoming, and Southern Kent County Homes was \$259,099. This June, the median sale price was \$301,000, an increase of 16% or \$41,901 compared to last year. The current median sold price is 2% higher than in May.

Median sale price is the middle sale price in a given month. The same number of properties are above & below the median.

Felton, Camden Wyoming, and Southern Kent County are defined as properties listed in zip code/s 19934, 19962, 19952, 19946, 19954, 19979, 19980 and 19943.

\*Detached, Attached, and Condo varies by local area Multiple Listing Service (MLS) definition. For more information regarding your specific market, contact one of Long & Foster's knowledgeable and experienced sales associates.

Information included in this report is based on data supplied by BRIGHTMLS and its member Association(s) of REALTORS, who are not responsible for its accuracy. Does not reflect all activity in the marketplace. Information contained in this report is deemed reliable but not guaranteed, should be independently verified, and does not constitute an opinion of BRIGHTMLS or Long & Foster Real Estate, Inc.

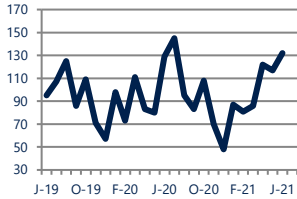




Zip Code(s): 19934, 19962, 19952, 19946, 19954, 19979, 19980 and 19943

### New Listings

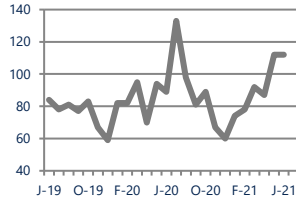
132



**Up 2%**  
Vs. Year Ago

### Current Contracts

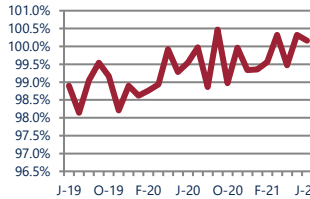
112



**Up 26%**  
Vs. Year Ago

### Sold Vs. List Price

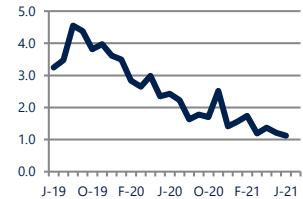
100.2%



**Up 0.6%**  
Vs. Year Ago

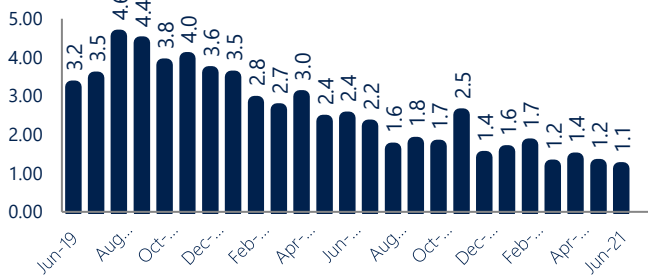
### Months of Supply

1.1



**Down -54%**  
Vs. Year Ago

### Months Of Supply



### New Listings & Current Contracts

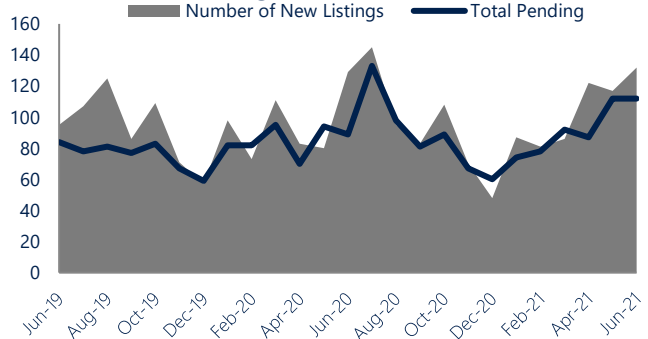
This month there were 132 homes newly listed for sale in Felton, Camden Wyoming, and Southern Kent County compared to 129 in June 2020, an increase of 2%. There were 112 current contracts pending sale this June compared to 89 a year ago. The number of current contracts remained stable as compared to last June.

### Months of Supply

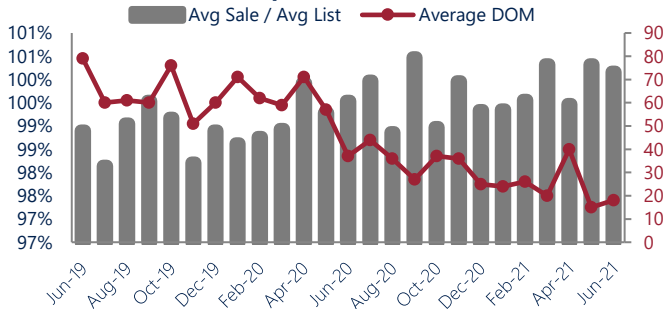
In June, there was 1.1 months of supply available in Felton, Camden Wyoming, and Southern Kent County, compared to 2.4 in June 2020. That is a decrease of 54% versus a year ago.

Months of supply is calculated by dividing current inventory by current sales. It indicates how many months would be needed to sell all of the inventory available at the current rate of demand.

### New Listings & Current Contracts



### Sale Price/ List Price & DOM



### Sale Price to List Price Ratio

In June, the average sale price in Felton, Camden Wyoming, and Southern Kent County was 100.2% of the average list price, which is 0.6% higher than at this time last year.

### Days On Market

This month, the average number of days on market was 18, lower than the average last year, which was 37, a decrease of 51%.



Felton, Camden Wyoming, and Southern Kent County are defined as properties listed in zip code/s 19934, 19962, 19952, 19946, 19954, 19979, 19980 and 19943.

\*Detached, Attached, and Condo varies by local area Multiple Listing Service (MLS) definition. For more information regarding your specific market, contact one of Long & Foster's knowledgeable and experienced sales associates.

Information included in this report is based on data supplied by BRIGHTMLS and its member Association(s) of REALTORS, who are not responsible for its accuracy. Does not reflect all activity in the marketplace. Information contained in this report is deemed reliable but not guaranteed, should be independently verified, and does not constitute an opinion of BRIGHTMLS or Long & Foster Real Estate, Inc.

