

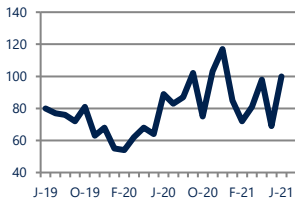


Focus On: Dover Housing Market

June 2021

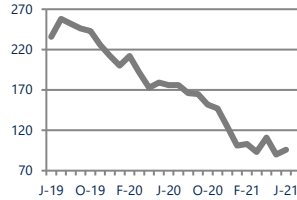
Zip Code(s): 19904, 19936, 19901, 19961 and 19902

Units Sold
100



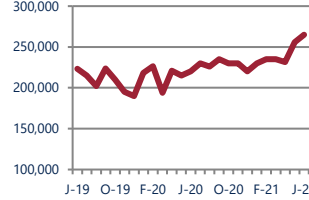
Up 12%
Vs. Year Ago

Active Inventory
96



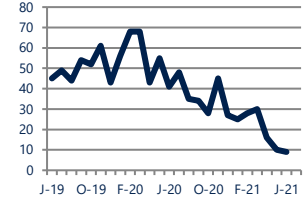
Down -45%
Vs. Year Ago

Median Sale Price
\$265,000



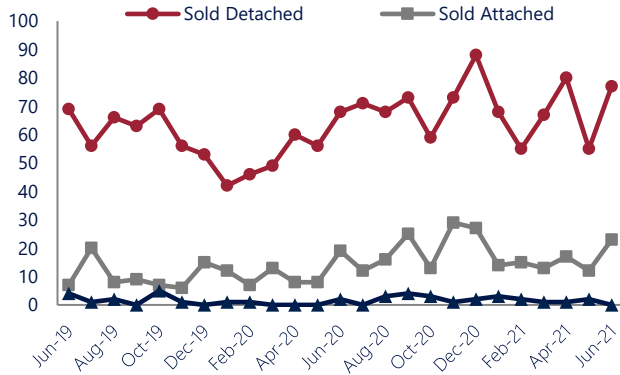
Up 20%
Vs. Year Ago

Days On Market
9



Down -78%
Vs. Year Ago

Units Sold*



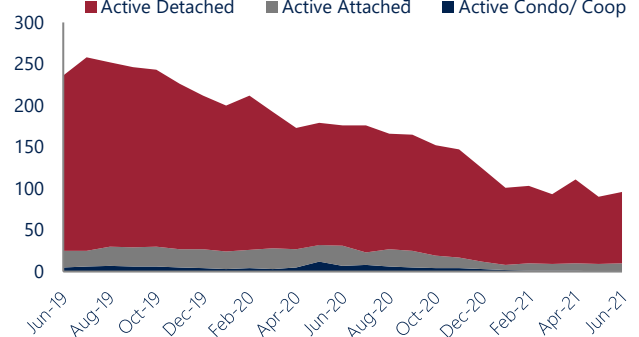
Units Sold

There was an increase in total units sold in June, with 100 sold this month in Dover. This month's total units sold was higher than at this time last year.


Active Inventory

Versus last year, the total number of homes available this month is lower by 80 units or 45%. The total number of active inventory this June was 96 compared to 176 in June 2020. This month's total of 96 is higher than the previous month's total supply of available inventory of 90, an increase of 7%.

Active Inventory*



Median Sale Price



Median Sale Price

Last June, the median sale price for Dover Homes was \$220,000. This June, the median sale price was \$265,000, an increase of 20% or \$45,000 compared to last year. The current median sold price is 4% higher than in May.

Median sale price is the middle sale price in a given month. The same number of properties are above & below the median.

Dover are defined as properties listed in zip code/s 19904, 19936, 19901, 19961 and 19902.

*Detached, Attached, and Condo varies by local area Multiple Listing Service (MLS) definition. For more information regarding your specific market, contact one of Long & Foster's knowledgeable and experienced sales associates. Information included in this report is based on data supplied by BRIGHTMLS and its member Association(s) of REALTORS, who are not responsible for its accuracy. Does not reflect all activity in the marketplace. Information contained in this report is deemed reliable but not guaranteed, should be independently verified, and does not constitute an opinion of BRIGHTMLS or Long & Foster Real Estate, Inc.





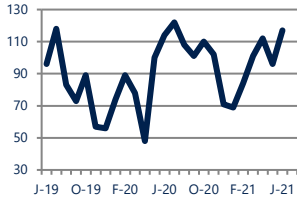
Focus On: Dover Housing Market

June 2021

Zip Code(s): 19904, 19936, 19901, 19961 and 19902

New Listings

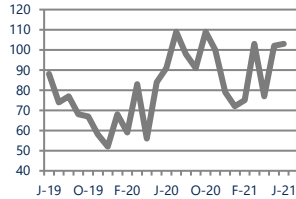
117



Up 3%
Vs. Year Ago

Current Contracts

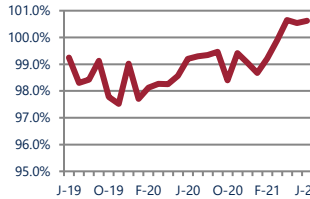
103



Up 13%
Vs. Year Ago

Sold Vs. List Price

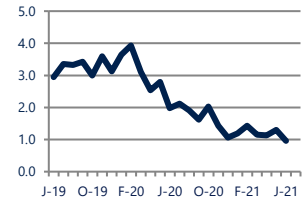
100.6%



Up 1.4%
Vs. Year Ago

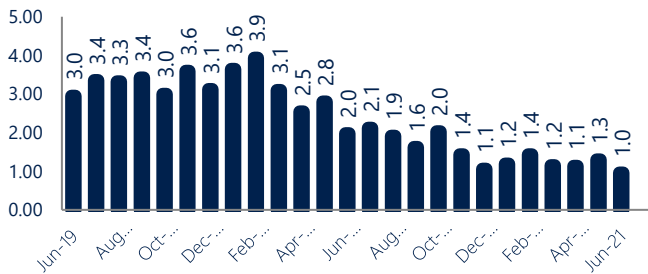
Months of Supply

1.0



Down -52%
Vs. Year Ago

Months Of Supply



Months of Supply

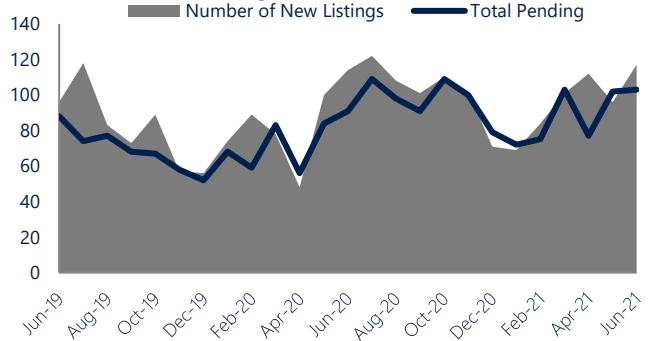
In June, there was 1.0 months of supply available in Dover, compared to 2.0 in June 2020. That is a decrease of 51% versus a year ago.

Months of supply is calculated by dividing current inventory by current sales. It indicates how many months would be needed to sell all of the inventory available at the current rate of demand.

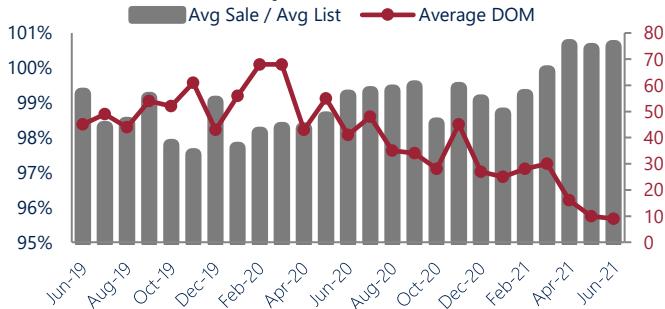
New Listings & Current Contracts

This month there were 117 homes newly listed for sale in Dover compared to 114 in June 2020, an increase of 3%. There were 103 current contracts pending sale this June compared to 91 a year ago. The number of current contracts is 13% higher than last June.

New Listings & Current Contracts



Sale Price/ List Price & DOM



Sale Price to List Price Ratio

In June, the average sale price in Dover was 100.6% of the average list price, which is 1.4% higher than at this time last year.

Days On Market

This month, the average number of days on market was 9, lower than the average last year, which was 41, a decrease of 78%.

Dover are defined as properties listed in zip code/s 19904, 19936, 19901, 19961 and 19902.

*Detached, Attached, and Condo varies by local area Multiple Listing Service (MLS) definition. For more information regarding your specific market, contact one of Long & Foster's knowledgeable and experienced sales associates.

Information included in this report is based on data supplied by BRIGHTMLS and its member Association(s) of REALTORS, who are not responsible for its accuracy. Does not reflect all activity in the marketplace. Information contained in this report is deemed reliable but not guaranteed, should be independently verified, and does not constitute an opinion of BRIGHTMLS or Long & Foster Real Estate, Inc.

