



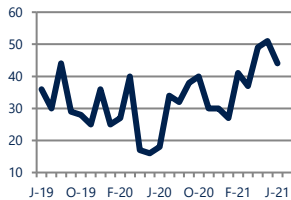
**Focus On: Logan Circle and Dupont Housing Market**

June 2021

Zip Code(s): 20005 and 20036

**Units Sold**

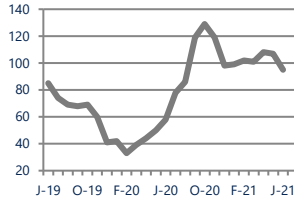
44



**Up**  
Vs. Year Ago

**Active Inventory**

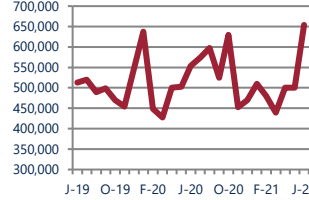
95



**Up 64%**  
Vs. Year Ago

**Median Sale Price**

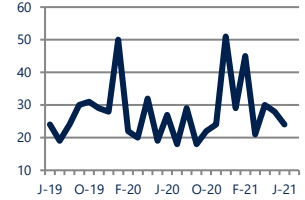
\$654,000



**Up 18%**  
Vs. Year Ago

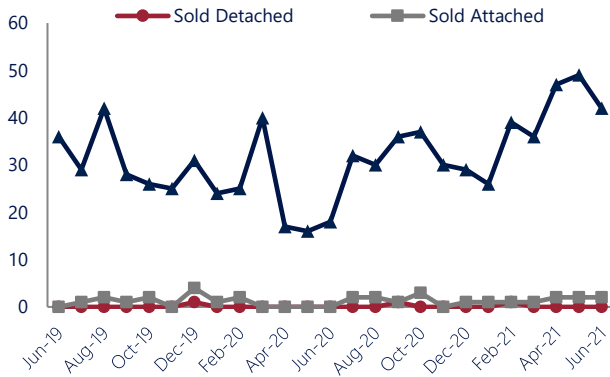
**Days On Market**

24



**Down -11%**  
Vs. Year Ago

**Units Sold\***



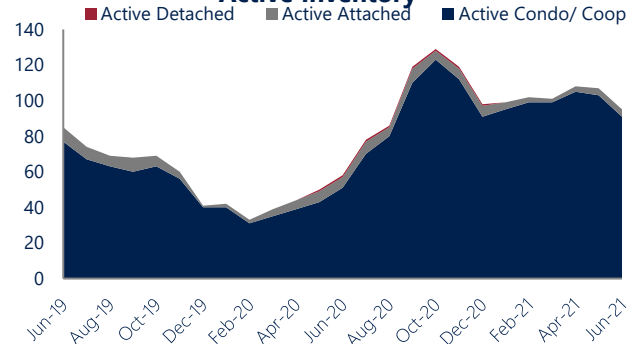
**Units Sold**

There was a decrease in total units sold in June, with 44 sold this month in Logan Circle and Dupont. This month's total units sold was higher than at this time last year.

**Active Inventory**

Versus last year, the total number of homes available this month is higher by 37 units or 64%. The total number of active inventory this June was 95 compared to 58 in June 2020. This month's total of 95 is lower than the previous month's total supply of available inventory of 107, a decrease of 11%.

**Active Inventory\***



**Median Sale Price**



**Median Sale Price**

Last June, the median sale price for Logan Circle and Dupont Homes was \$553,500. This June, the median sale price was \$654,000, an increase of \$100,500 compared to last year. The current median sold price is higher than in May.

Median sale price is the middle sale price in a given month. The same number of properties are above & below the median.

Logan Circle and Dupont are defined as properties in zip codes 20005 and 20036.

\*Detached, Attached, and Condo varies by local area Multiple Listing Service (MLS) definition. For more information regarding your specific market, contact one of Long & Foster's knowledgeable and experienced sales associates. Information included in this report is based on data supplied by BRIGHTMLS and its member Association(s) of REALTORS, who are not responsible for its accuracy. Does not reflect all activity in the marketplace. Information contained in this report is deemed reliable but not guaranteed, should be independently verified, and does not constitute an opinion of BRIGHTMLS or Long & Foster Real Estate, Inc.



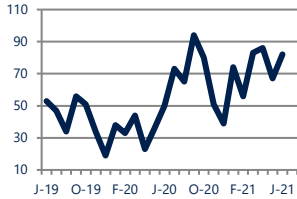
**Focus On: Logan Circle and Dupont Housing Market**

June 2021

Zip Code(s): 20005 and 20036

**New Listings**

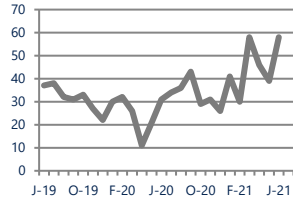
82



**Up 64%**  
Vs. Year Ago

**Current Contracts**

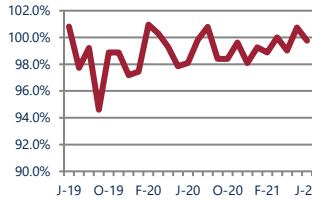
58



**Up 87%**  
Vs. Year Ago

**Sold Vs. List Price**

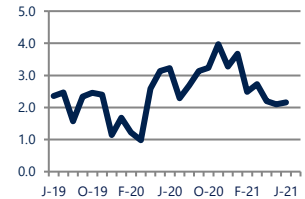
99.8%



**Up 1.7%**  
Vs. Year Ago

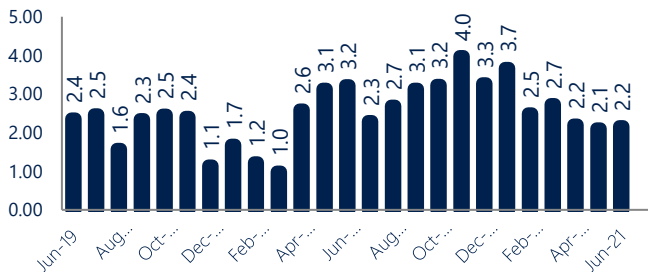
**Months of Supply**

2.2



**Down -33%**  
Vs. Year Ago

**Months Of Supply**



**Months of Supply**

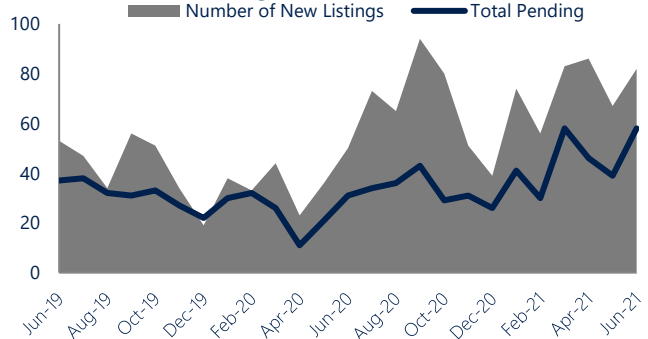
In June, there was 2.2 months of supply available in Logan Circle and Dupont, compared to 3.2 in June 2020. That is a decrease of 33% versus a year ago.

Months of supply is calculated by dividing current inventory by current sales. It indicates how many months would be needed to sell all of the inventory available at the current rate of demand.

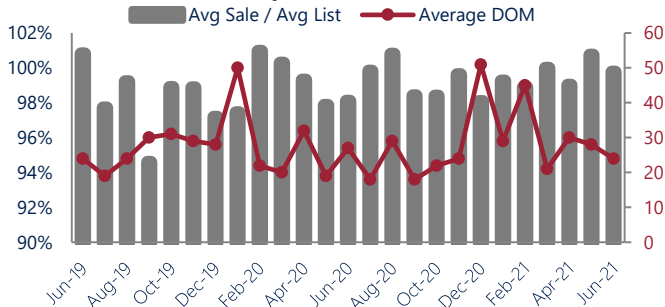
**New Listings & Current Contracts**

This month there were 82 homes newly listed for sale in Logan Circle and Dupont compared to 50 in June 2020, an increase of 64%. There were 58 current contracts pending sale this June compared to 31 a year ago. The number of current contracts is 87% higher than last June.

**New Listings & Current Contracts**



**Sale Price/ List Price & DOM**



**Sale Price to List Price Ratio**

In June, the average sale price in Logan Circle and Dupont was 99.8% of the average list price, which is 1.7% higher than at this time last year.

**Days On Market**

This month, the average number of days on market was 24, lower than the average last year, which was 27, a decrease of 11%.



Logan Circle and Dupont are defined as properties in zip codes 20005 and 20036.

\*Detached, Attached, and Condo varies by local area Multiple Listing Service (MLS) definition. For more information regarding your specific market, contact one of Long & Foster's knowledgeable and experienced sales associates.

Information included in this report is based on data supplied by BRIGHTMLS and its member Association(s) of REALTORS, who are not responsible for its accuracy. Does not reflect all activity in the marketplace. Information contained in this report is deemed reliable but not guaranteed, should be independently verified, and does not constitute an opinion of BRIGHTMLS or Long & Foster Real Estate, Inc.

