



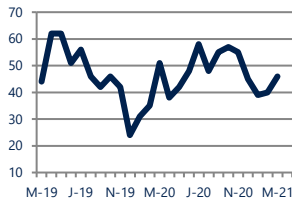
Focus On: Huntington and Burgundy Village Housing Market

March 2021

Zip Code(s): 22307 and 22303

Units Sold

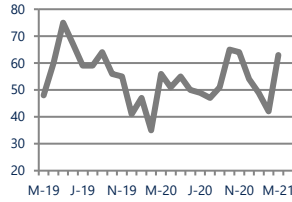
46



Down -10%
Vs. Year Ago

Active Inventory

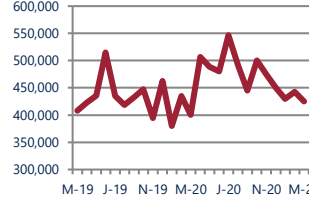
63



Up 13%
Vs. Year Ago

Median Sale Price

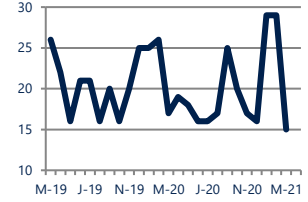
\$425,000



Up 6%
Vs. Year Ago

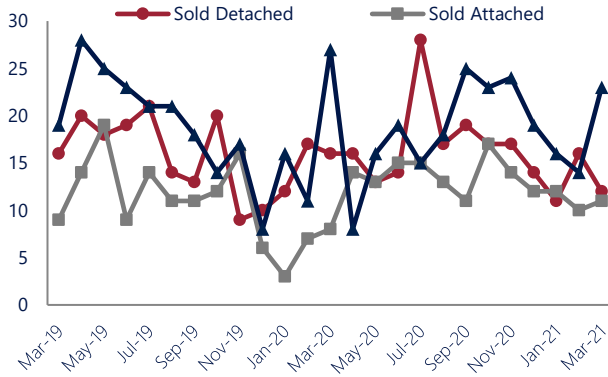
Days On Market

15



Down -12%
Vs. Year Ago

Units Sold*



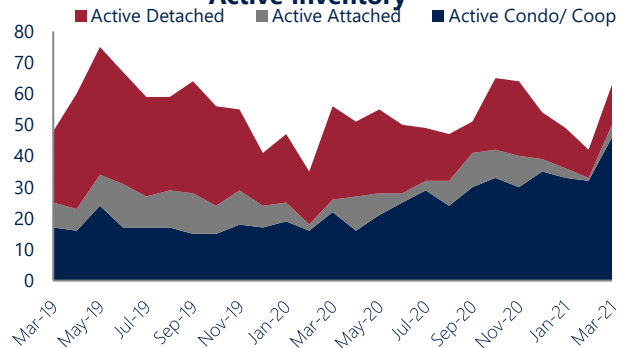
Units Sold

There was an increase in total units sold in March, with 46 sold this month in Huntington and Burgundy Village versus 40 last month, an increase of 15%. This month's total units sold was lower than at this time last year, a decrease of 10% versus March 2020.

Active Inventory

Versus last year, the total number of homes available this month is higher by 7 units or 13%. The total number of active inventory this March was 63 compared to 56 in March 2020. This month's total of 63 is higher than the previous month's total supply of available inventory of 42, an increase of 50%.

Active Inventory*



Median Sale Price



Median Sale Price

Last March, the median sale price for Huntington and Burgundy Village Homes was \$400,500. This March, the median sale price was \$425,000, an increase of 6% or \$24,500 compared to last year. The current median sold price is 4% lower than in February.

Median sale price is the middle sale price in a given month. The same number of properties are above & below the median.

Huntington and Burgundy Village are defined as properties listed in zip code/s 22307 and 22303.

*Detached, Attached, and Condo varies by local area Multiple Listing Service (MLS) definition. For more information regarding your specific market, contact one of Long & Foster's knowledgeable and experienced sales associates. Information included in this report is based on data supplied by BRIGHTMLS and its member Association(s) of REALTORS, who are not responsible for its accuracy. Does not reflect all activity in the marketplace. Information contained in this report is deemed reliable but not guaranteed, should be independently verified, and does not constitute an opinion of BRIGHTMLS or Long & Foster Real Estate, Inc.





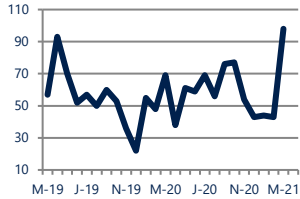
Focus On: Huntington and Burgundy Village Housing Market

March 2021

Zip Code(s): 22307 and 22303

New Listings

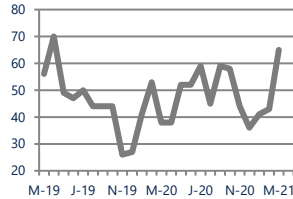
98



Up 42%
Vs. Year Ago

Current Contracts

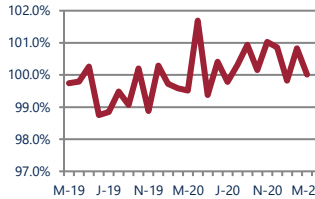
65



Up 71%
Vs. Year Ago

Sold Vs. List Price

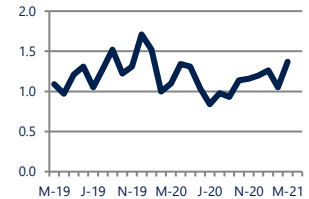
100.0%



Up 0.5%
Vs. Year Ago

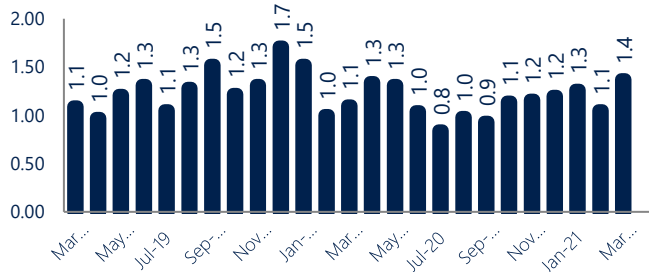
Months of Supply

1.4



Up 25%
Vs. Year Ago

Months Of Supply



New Listings & Current Contracts

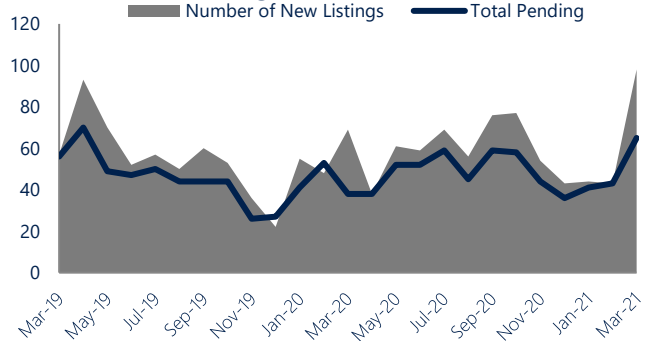
This month there were 98 homes newly listed for sale in Huntington and Burgundy Village compared to 69 in March 2020, an increase of 42%. There were 65 current contracts pending sale this March compared to 38 a year ago. The number of current contracts is 71% higher than last March.

Months of Supply

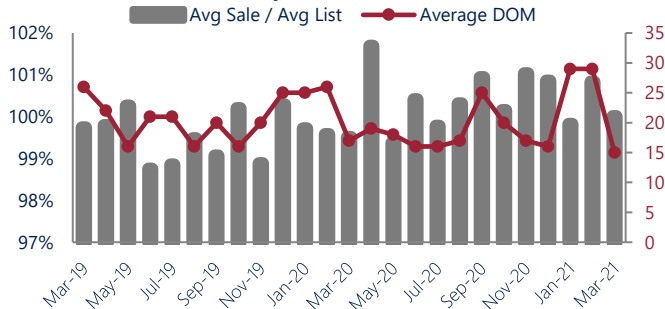
In March, there was 1.4 months of supply available in Huntington and Burgundy Village, compared to 1.1 in March 2020. That is an increase of 25% versus a year ago.

Months of supply is calculated by dividing current inventory by current sales. It indicates how many months would be needed to sell all of the inventory available at the current rate of demand.

New Listings & Current Contracts



Sale Price/ List Price & DOM



Sale Price to List Price Ratio

In March, the average sale price in Huntington and Burgundy Village was 100.0% of the average list price, which is 0.5% higher than at this time last year.

Days On Market

This month, the average number of days on market was 15, lower than the average last year, which was 17, a decrease of 12%.



Huntington and Burgundy Village are defined as properties listed in zip code/s 22307 and 22303.

*Detached, Attached, and Condo varies by local area Multiple Listing Service (MLS) definition. For more information regarding your specific market, contact one of Long & Foster's knowledgeable and experienced sales associates.

Information included in this report is based on data supplied by BRIGHTMLS and its member Association(s) of REALTORS, who are not responsible for its accuracy. Does not reflect all activity in the marketplace. Information contained in this report is deemed reliable but not guaranteed, should be independently verified, and does not constitute an opinion of BRIGHTMLS or Long & Foster Real Estate, Inc.

