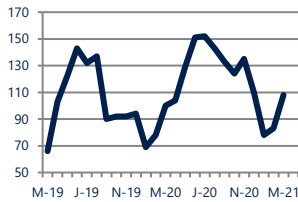




Zip Code(s): 23327 and 23322

### Units Sold

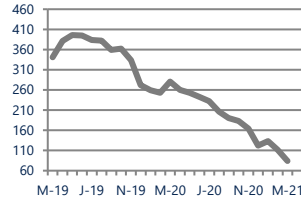
108



Up 8%  
Vs. Year Ago

### Active Inventory

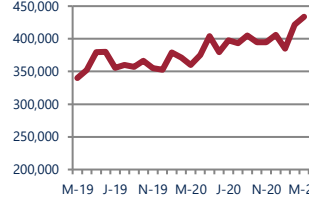
84



Down -70%  
Vs. Year Ago

### Median Sale Price

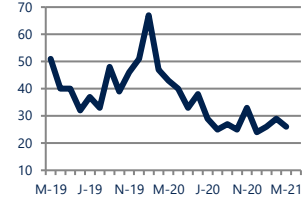
\$433,750



Up 21%  
Vs. Year Ago

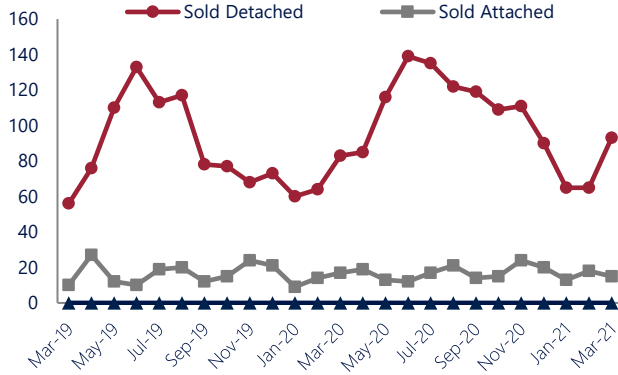
### Days On Market

26



Down -40%  
Vs. Year Ago

### Units Sold\*



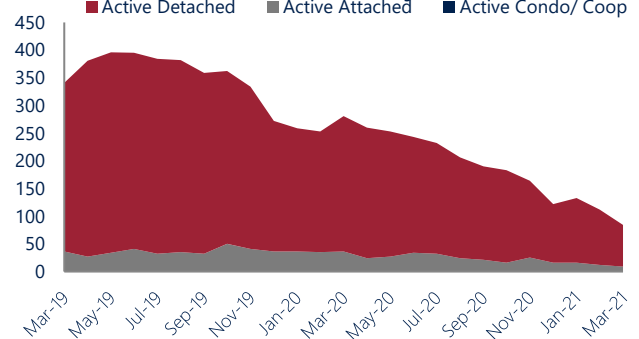
### Units Sold

There was an increase in total units sold in March, with 108 sold this month in Great Bridge, Fentress, and Southern Chesapeake versus 83 last month, an increase of 30%. This month's total units sold was higher than at this time last year, an increase of 8% versus March 2020.

### Active Inventory

Versus last year, the total number of homes available this month is lower by 197 units or 70%. The total number of active inventory this March was 84 compared to 281 in March 2020. This month's total of 84 is lower than the previous month's total supply of available inventory of 112, a decrease of 25%.

### Active Inventory\*



### Median Sale Price



### Median Sale Price

Last March, the median sale price for Great Bridge, Fentress, and Southern Chesapeake Homes was \$359,950. This March, the median sale price was \$433,750, an increase of 21% or \$73,800 compared to last year. The current median sold price is 3% higher than in February.

Median sale price is the middle sale price in a given month. The same number of properties are above & below the median.

Great Bridge, Fentress, and Southern Chesapeake are defined as properties listed in zip code/s 23327 and 23322.

\*Detached, Attached, and Condo varies by local area Multiple Listing Service (MLS) definition. For more information regarding your specific market, contact one of Long & Foster's knowledgeable and experienced sales associates.  
Information included in this report is based on data supplied by REIN and its member Association(s) of REALTORS, who are not responsible for its accuracy. Does not reflect all activity in the marketplace. Information contained in this report is deemed reliable but not guaranteed, should be independently verified, and does not constitute an opinion of REIN or Long & Foster Real Estate, Inc.

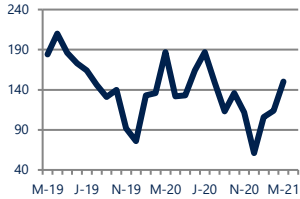




Zip Code(s): 23327 and 23322

### New Listings

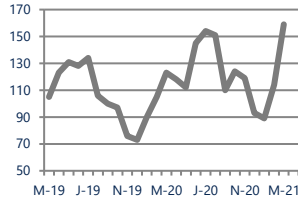
150



Down -20%  
Vs. Year Ago

### Current Contracts

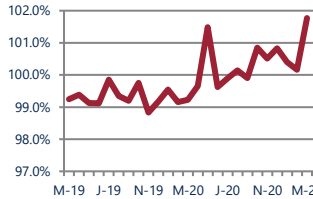
159



Up 29%  
Vs. Year Ago

### Sold Vs. List Price

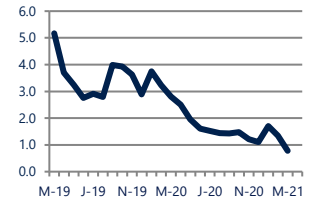
101.8%



Up 2.6%  
Vs. Year Ago

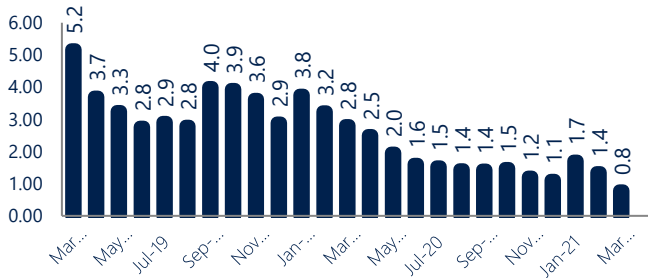
### Months of Supply

0.8



Down -72%  
Vs. Year Ago

### Months Of Supply



### Months of Supply

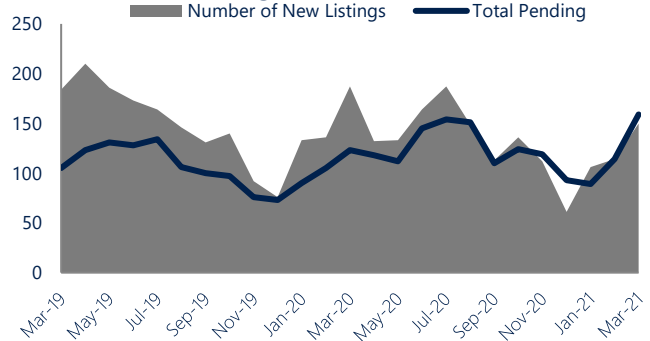
In March, there was 0.8 months of supply available in Great Bridge, Fentress, and Southern Chesapeake, compared to 2.8 in March 2020. That is a decrease of 72% versus a year ago.

Months of supply is calculated by dividing current inventory by current sales. It indicates how many months would be needed to sell all of the inventory available at the current rate of demand.

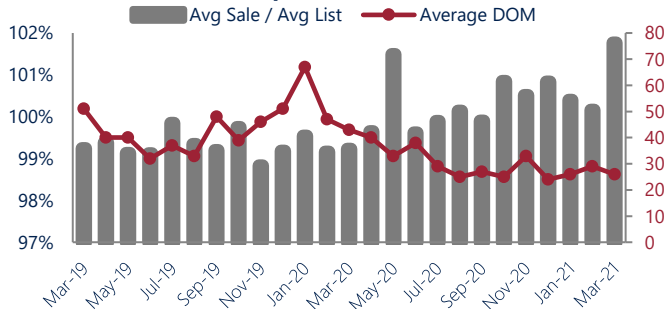
### New Listings & Current Contracts

This month there were 150 homes newly listed for sale in Great Bridge, Fentress, and Southern Chesapeake compared to 187 in March 2020, a decrease of 20%. There were 159 current contracts pending sale this March compared to 123 a year ago. The number of current contracts is 29% higher than last March.

### New Listings & Current Contracts



### Sale Price/ List Price & DOM



### Sale Price to List Price Ratio

In March, the average sale price in Great Bridge, Fentress, and Southern Chesapeake was 101.8% of the average list price, which is 2.5% higher than at this time last year.

### Days On Market

This month, the average number of days on market was 26, lower than the average last year, which was 43, a decrease of 40%.



Great Bridge, Fentress, and Southern Chesapeake are defined as properties listed in zip code/s 23327 and 23322.

\*Detached, Attached, and Condo varies by local area Multiple Listing Service (MLS) definition. For more information regarding your specific market, contact one of Long & Foster's knowledgeable and experienced sales associates.

Information included in this report is based on data supplied by REIN and its member Association(s) of REALTORS, who are not responsible for its accuracy. Does not reflect all activity in the marketplace. Information contained in this report is deemed reliable but not guaranteed, should be independently verified, and does not constitute an opinion of REIN or Long & Foster Real Estate, Inc.

