



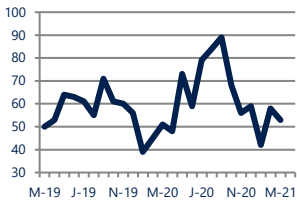
Focus On: Front Royal Housing Market

March 2021

Zip Code(s): 22630

Units Sold

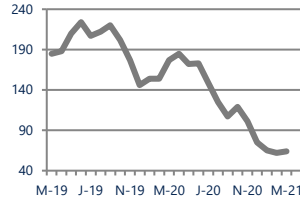
53



Up 4%
Vs. Year Ago

Active Inventory

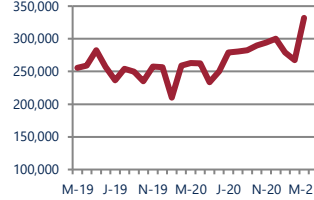
64



Down -64%
Vs. Year Ago

Median Sale Price

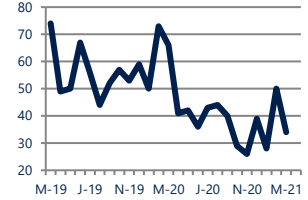
\$332,000



Up 26%
Vs. Year Ago

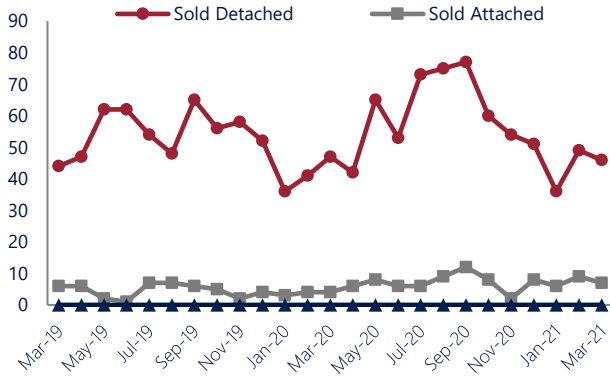
Days On Market

34



Down -48%
Vs. Year Ago

Units Sold*



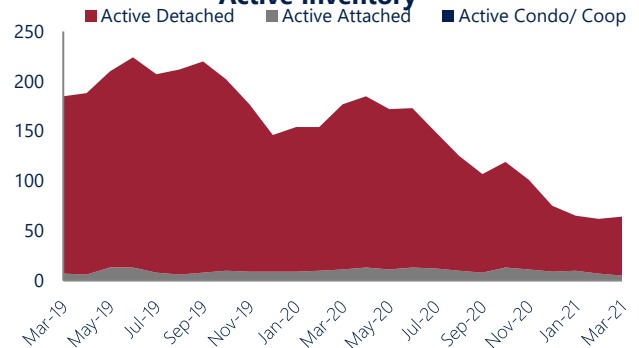
Units Sold

There was a decrease in total units sold in March, with 53 sold this month in Front Royal versus 58 last month, a decrease of 9%. This month's total units sold was higher than at this time last year, an increase of 4% versus March 2020.

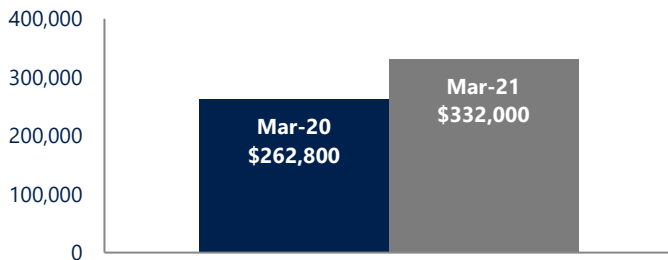
Active Inventory

Versus last year, the total number of homes available this month is lower by 113 units or 64%. The total number of active inventory this March was 64 compared to 177 in March 2020. This month's total of 64 is higher than the previous month's total supply of available inventory of 62, an increase of 3%.

Active Inventory*



Median Sale Price



Median Sale Price

Last March, the median sale price for Front Royal Homes was \$262,800. This March, the median sale price was \$332,000, an increase of \$69,200 compared to last year. The current median sold price is higher than in February.

Median sale price is the middle sale price in a given month. The same number of properties are above & below the median.

Front Royal are defined as properties listed in zip code/s 22630.

*Detached, Attached, and Condo varies by local area Multiple Listing Service (MLS) definition. For more information regarding your specific market, contact one of Long & Foster's knowledgeable and experienced sales associates. Information included in this report is based on data supplied by BRIGHTMLS and its member Association(s) of REALTORS, who are not responsible for its accuracy. Does not reflect all activity in the marketplace. Information contained in this report is deemed reliable but not guaranteed, should be independently verified, and does not constitute an opinion of BRIGHTMLS or Long & Foster Real Estate, Inc.





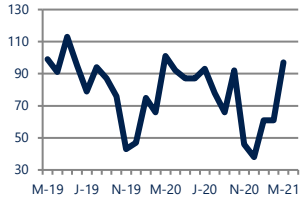
Focus On: Front Royal Housing Market

March 2021

Zip Code(s): 22630

New Listings

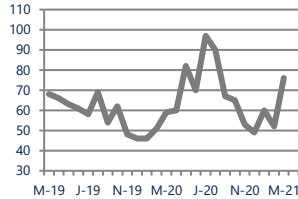
97



Down -4%
Vs. Year Ago

Current Contracts

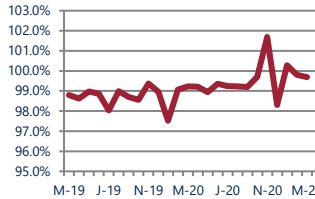
76



Up 29%
Vs. Year Ago

Sold Vs. List Price

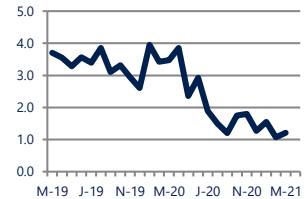
99.7%



No Change
Vs. Year Ago

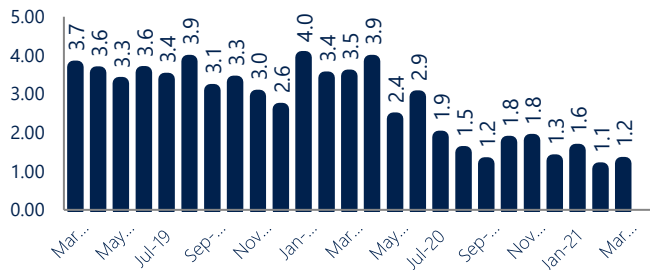
Months of Supply

1.2



Down -65%
Vs. Year Ago

Months Of Supply



New Listings & Current Contracts

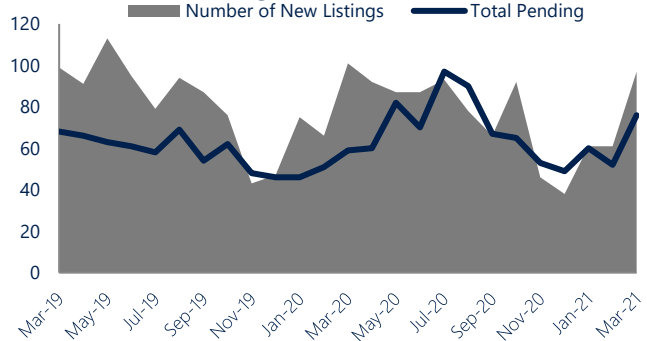
This month there were 97 homes newly listed for sale in Front Royal compared to 101 in March 2020, a decrease of 4%. There were 76 current contracts pending sale this March compared to 59 a year ago. The number of current contracts is 29% higher than last March.

Months of Supply

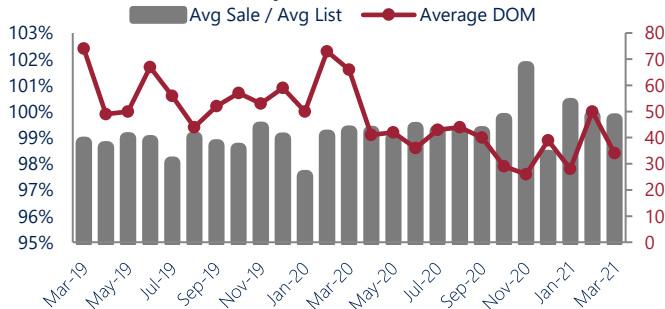
In March, there was 1.2 months of supply available in Front Royal, compared to 3.5 in March 2020. That is a decrease of 65% versus a year ago.

Months of supply is calculated by dividing current inventory by current sales. It indicates how many months would be needed to sell all of the inventory available at the current rate of demand.

New Listings & Current Contracts



Sale Price/ List Price & DOM



Sale Price to List Price Ratio

In March, the average sale price in Front Royal was 99.7% of the average list price, which is similar compared to a year ago.

Days On Market

This month, the average number of days on market was 34, lower than the average last year, which was 66, a decrease of 48%.



Front Royal are defined as properties listed in zip code/s 22630.

*Detached, Attached, and Condo varies by local area Multiple Listing Service (MLS) definition. For more information regarding your specific market, contact one of Long & Foster's knowledgeable and experienced sales associates.

Information included in this report is based on data supplied by BRIGHTMLS and its member Association(s) of REALTORS, who are not responsible for its accuracy. Does not reflect all activity in the marketplace. Information contained in this report is deemed reliable but not guaranteed, should be independently verified, and does not constitute an opinion of BRIGHTMLS or Long & Foster Real Estate, Inc.

