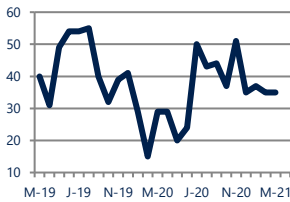




Zip Code(s): 19609 and 19610

Units Sold

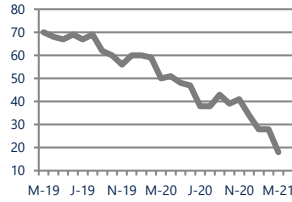
35



Up 21%
Vs. Year Ago

Active Inventory

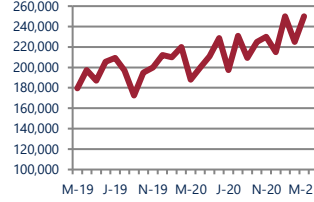
18



Down -64%
Vs. Year Ago

Median Sale Price

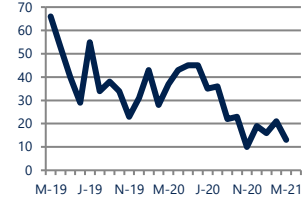
\$250,000



Up
Vs. Year Ago

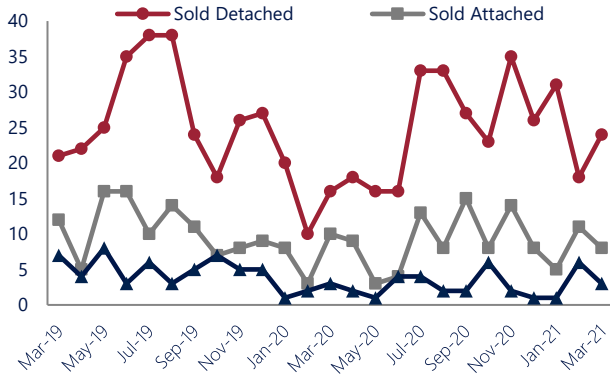
Days On Market

13



Down
Vs. Year Ago

Units Sold*



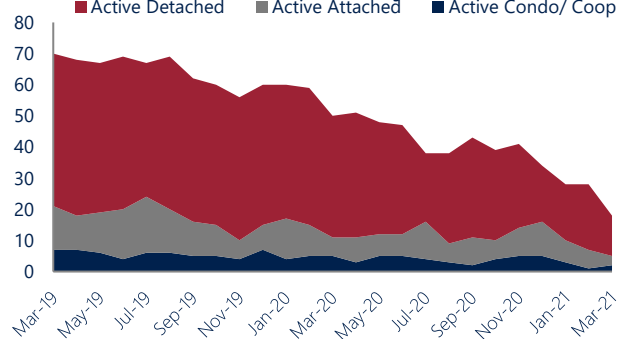
Units Sold

The number of units sold remained stable in March, with 35 sold this month in Wyomissing, Spring Ridge, and West Lawn. This month's total units sold was higher than at this time last year, an increase of 21% versus March 2020.

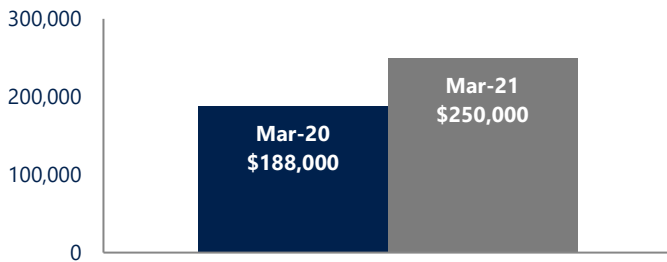
Active Inventory

Versus last year, the total number of homes available this month is lower by 32 units or 64%. The total number of active inventory this March was 18 compared to 50 in March 2020. This month's total of 18 is lower than the previous month's total supply of available inventory of 28, a decrease of 36%.

Active Inventory*



Median Sale Price



Median Sale Price

Due to the relatively small number of units sold, the median sale price showed significant change this month. Last March, the median sale price for Wyomissing, Spring Ridge, and West Lawn Homes was \$188,000. This March, the median sale price was \$250,000, an increase of \$62,000 compared to last year. The current median sold price is higher than in February. Median sale price is the middle sale price in a given month. The same number of properties are above & below the median.

Wyomissing, Spring Ridge, and West Lawn are defined as properties listed in zip code/s 19609 and 19610.

*Detached, Attached, and Condo varies by local area Multiple Listing Service (MLS) definition. For more information regarding your specific market, contact one of Long & Foster's knowledgeable and experienced sales associates.
Information included in this report is based on data supplied by BRIGHTMLS and its member Association(s) of REALTORS, who are not responsible for its accuracy. Does not reflect all activity in the marketplace. Information contained in this report is deemed reliable but not guaranteed, should be independently verified, and does not constitute an opinion of BRIGHTMLS or Long & Foster Real Estate, Inc.

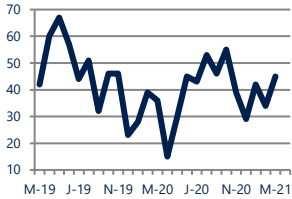




Zip Code(s): 19609 and 19610

New Listings

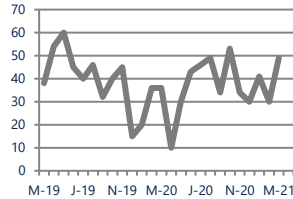
45



Up 25%
Vs. Year Ago

Current Contracts

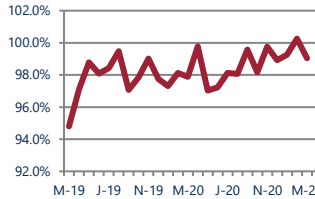
49



Up 36%
Vs. Year Ago

Sold Vs. List Price

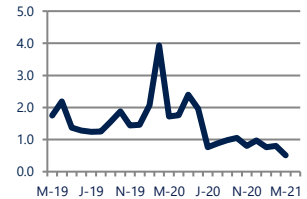
99.0%



Up 1.2%
Vs. Year Ago

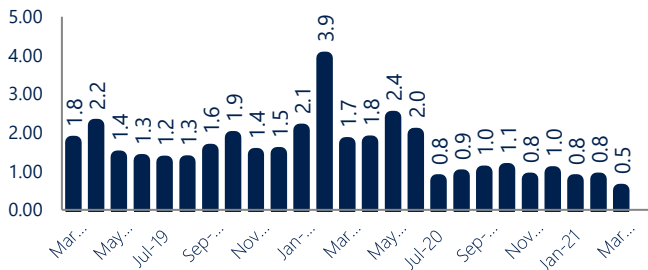
Months of Supply

0.5



Down -70%
Vs. Year Ago

Months Of Supply



Months of Supply

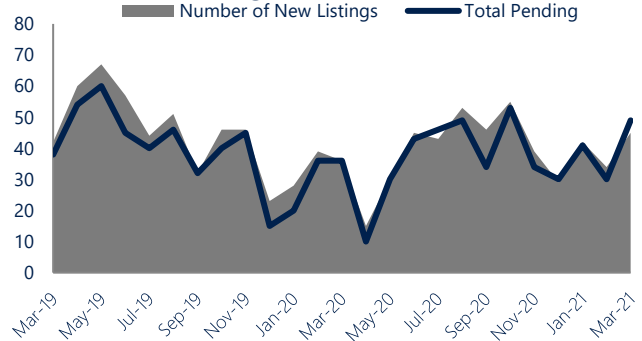
In March, there was 0.5 months of supply available in Wyomissing, Spring Ridge, and West Lawn, compared to 1.7 in March 2020. That is a decrease of 70% versus a year ago.

Months of supply is calculated by dividing current inventory by current sales. It indicates how many months would be needed to sell all of the inventory available at the current rate of demand.

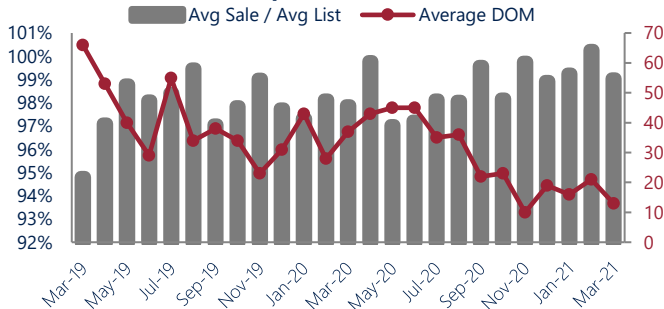
New Listings & Current Contracts

This month there were 45 homes newly listed for sale in Wyomissing, Spring Ridge, and West Lawn compared to 36 in March 2020, an increase of 25%. There were 49 current contracts pending sale this March compared to 36 a year ago. The number of current contracts is 36% higher than last March.

New Listings & Current Contracts



Sale Price/ List Price & DOM



Sale Price to List Price Ratio

In March, the average sale price in Wyomissing, Spring Ridge, and West Lawn was 99.0% of the average list price, which is 1.2% higher than at this time last year.

Days On Market

This month, the average number of days on market was 13, lower than the average last year, which was 37. This decrease was impacted by the limited number of sales.



Wyomissing, Spring Ridge, and West Lawn are defined as properties listed in zip code/s 19609 and 19610.

*Detached, Attached, and Condo varies by local area Multiple Listing Service (MLS) definition. For more information regarding your specific market, contact one of Long & Foster's knowledgeable and experienced sales associates.

Information included in this report is based on data supplied by BRIGHTMLS and its member Association(s) of REALTORS, who are not responsible for its accuracy. Does not reflect all activity in the marketplace. Information contained in this report is deemed reliable but not guaranteed, should be independently verified, and does not constitute an opinion of BRIGHTMLS or Long & Foster Real Estate, Inc.

