



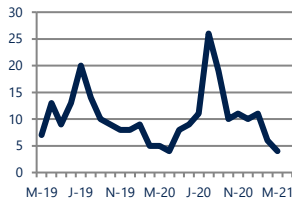
Focus On: Warminster and Jamison Housing Market

March 2021

Zip Code(s): 18974 and 18929

Units Sold

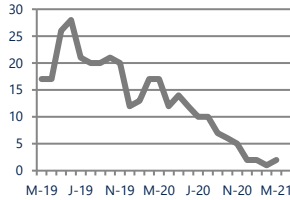
4



Down -20%
Vs. Year Ago

Active Inventory

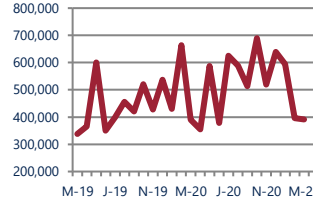
2



Down -88%
Vs. Year Ago

Median Sale Price

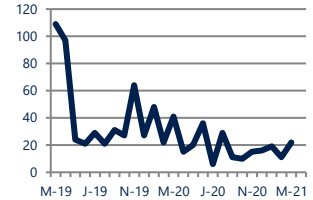
\$391,000



No Change
Vs. Year Ago

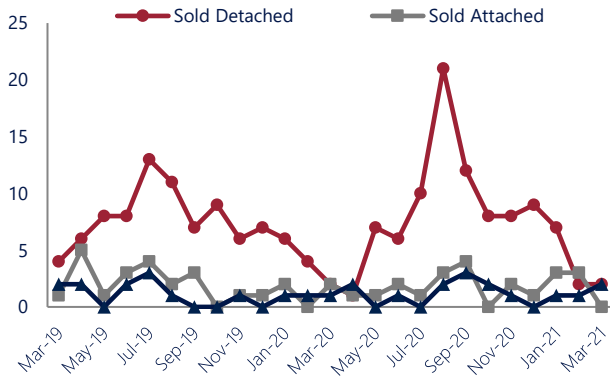
Days On Market

22



Down -46%
Vs. Year Ago

Units Sold*



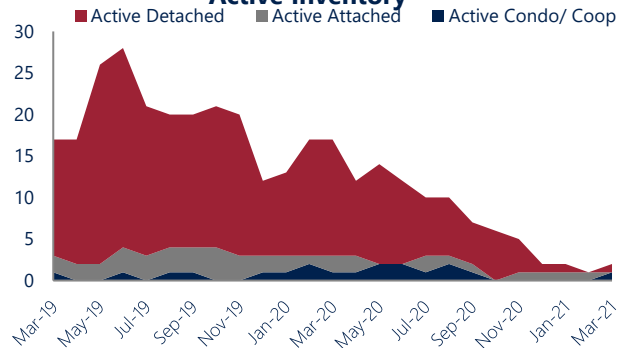
Units Sold

There was a decrease in total units sold in March, with 4 sold this month in Warminster and Jamison versus 6 last month, a decrease of 33%. This month's total units sold was lower than at this time last year, a decrease of 20% versus March 2020.


Active Inventory

Versus last year, the total number of homes available this month is lower by 15 units or 88%. The total number of active inventory this March was 2 compared to 17 in March 2020. This month's total of 2 is higher than the previous month's total supply of available inventory of 1, an increase of 100%.

Active Inventory*



Median Sale Price



Median Sale Price

Last March, the median sale price for Warminster and Jamison Homes was \$390,000. This March, the median sale price was \$391,000, which is similar compared to a year ago. The current median sold price is 1% higher than in February.

Median sale price is the middle sale price in a given month. The same number of properties are above & below the median.

Warminster and Jamison are defined as properties listed in zip code/s 18974 and 18929.

*Detached, Attached, and Condo varies by local area Multiple Listing Service (MLS) definition. For more information regarding your specific market, contact one of Long & Foster's knowledgeable and experienced sales associates. Information included in this report is based on data supplied by BRIGHTMLS and its member Association(s) of REALTORS, who are not responsible for its accuracy. Does not reflect all activity in the marketplace. Information contained in this report is deemed reliable but not guaranteed, should be independently verified, and does not constitute an opinion of BRIGHTMLS or Long & Foster Real Estate, Inc.





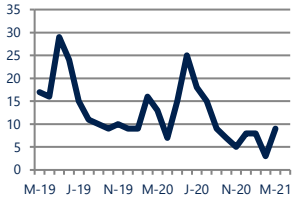
Focus On: Warminster and Jamison Housing Market

March 2021

Zip Code(s): 18974 and 18929

New Listings

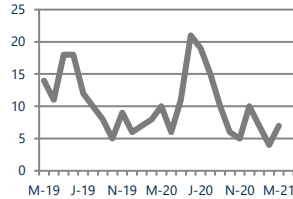
9



Down -31%
Vs. Year Ago

Current Contracts

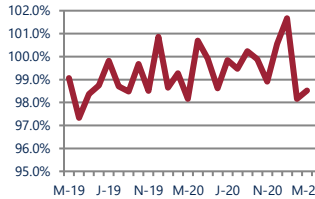
7



Down -30%
Vs. Year Ago

Sold Vs. List Price

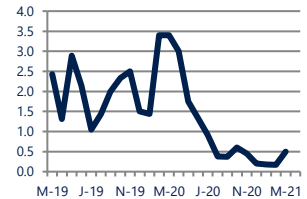
98.5%



No Change
Vs. Year Ago

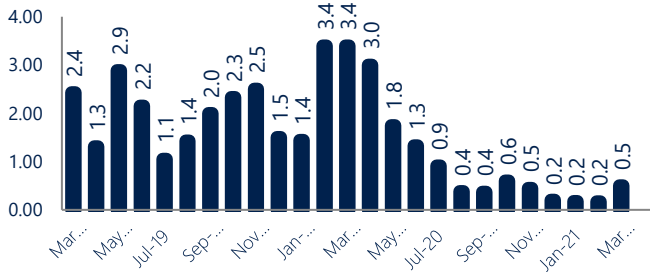
Months of Supply

0.5



Down -85%
Vs. Year Ago

Months Of Supply



Months of Supply

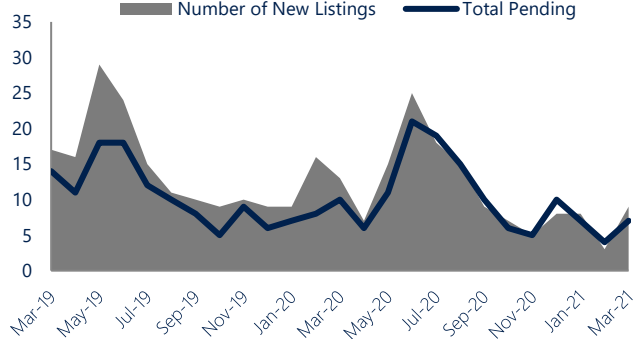
In March, there was 0.5 months of supply available in Warminster and Jamison, compared to 3.4 in March 2020. That is a decrease of 85% versus a year ago.

Months of supply is calculated by dividing current inventory by current sales. It indicates how many months would be needed to sell all of the inventory available at the current rate of demand.

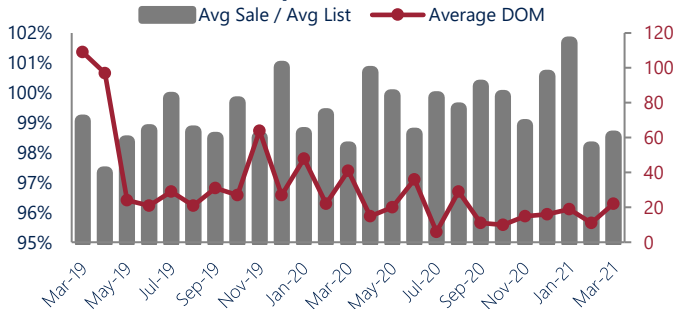
New Listings & Current Contracts

This month there were 9 homes newly listed for sale in Warminster and Jamison compared to 13 in March 2020, a decrease of 31%. There were 7 current contracts pending sale this March compared to 10 a year ago. The number of current contracts is 30% lower than last March.

New Listings & Current Contracts



Sale Price/ List Price & DOM



Sale Price to List Price Ratio

In March, the average sale price in Warminster and Jamison was 98.5% of the average list price, which is similar compared to a year ago.

Days On Market

This month, the average number of days on market was 22, lower than the average last year, which was 41, a decrease of 46%.

Warminster and Jamison are defined as properties listed in zip code/s 18974 and 18929.

*Detached, Attached, and Condo varies by local area Multiple Listing Service (MLS) definition. For more information regarding your specific market, contact one of Long & Foster's knowledgeable and experienced sales associates.

Information included in this report is based on data supplied by BRIGHTMLS and its member Association(s) of REALTORS, who are not responsible for its accuracy. Does not reflect all activity in the marketplace. Information contained in this report is deemed reliable but not guaranteed, should be independently verified, and does not constitute an opinion of BRIGHTMLS or Long & Foster Real Estate, Inc.

