

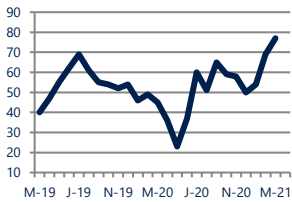


**Focus On: Richmond Housing Market**

March 2021

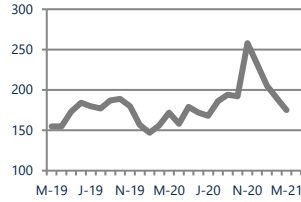
Zip Code(s): 19134

**Units Sold**  
77



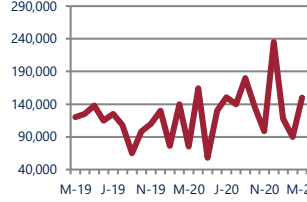
**Up**  
Vs. Year Ago

**Active Inventory**  
175



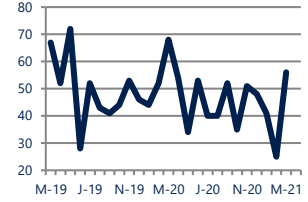
**Up 2%**  
Vs. Year Ago

**Median Sale Price**  
\$149,900



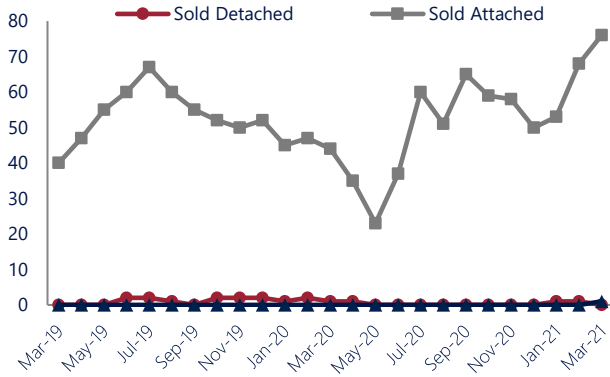
**Up**  
Vs. Year Ago

**Days On Market**  
56



**Down -18%**  
Vs. Year Ago

**Units Sold\***



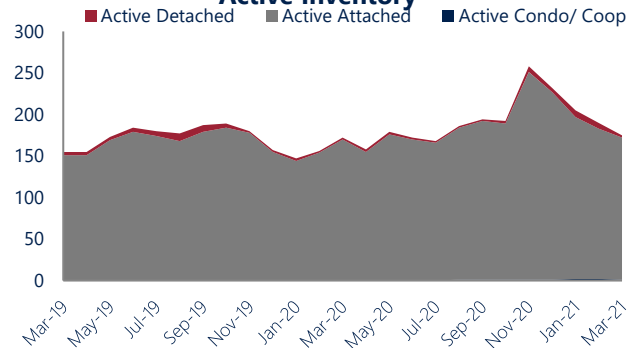
**Units Sold**

There was an increase in total units sold in March, with 77 sold this month in Richmond. This month's total units sold was higher than at this time last year.

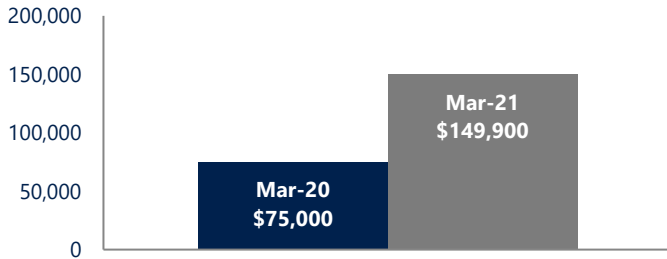
**Active Inventory**

Versus last year, the total number of homes available this month is higher by 3 units or 2%. The total number of active inventory this March was 175 compared to 172 in March 2020. This month's total of 175 is lower than the previous month's total supply of available inventory of 190, a decrease of 8%.

**Active Inventory\***



**Median Sale Price**



**Median Sale Price**

Last March, the median sale price for Richmond Homes was \$75,000. This March, the median sale price was \$149,900, an increase of \$74,900 compared to last year. The current median sold price is higher than in February.

Median sale price is the middle sale price in a given month. The same number of properties are above & below the median.

Richmond are defined as properties listed in zip code/s 19134.

\*Detached, Attached, and Condo varies by local area Multiple Listing Service (MLS) definition. For more information regarding your specific market, contact one of Long & Foster's knowledgeable and experienced sales associates. Information included in this report is based on data supplied by BRIGHTMLS and its member Association(s) of REALTORS, who are not responsible for its accuracy. Does not reflect all activity in the marketplace. Information contained in this report is deemed reliable but not guaranteed, should be independently verified, and does not constitute an opinion of BRIGHTMLS or Long & Foster Real Estate, Inc.





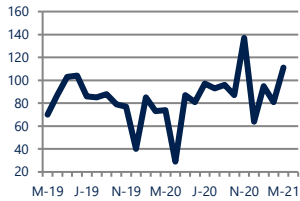
## Focus On: Richmond Housing Market

March 2021

Zip Code(s): 19134

### New Listings

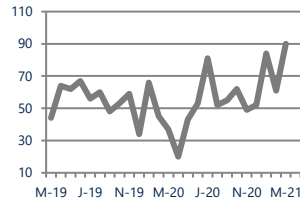
111



**Up 50%**  
Vs. Year Ago

### Current Contracts

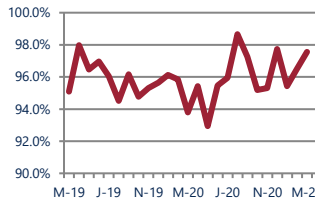
90



**Up 143%**  
Vs. Year Ago

### Sold Vs. List Price

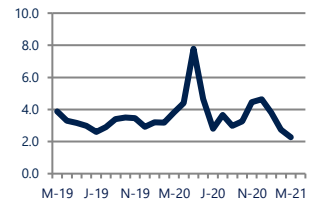
97.6%



**Up 4%**  
Vs. Year Ago

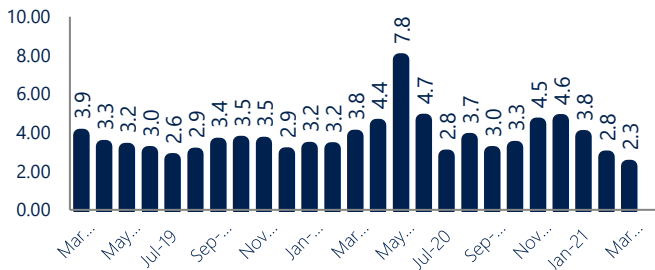
### Months of Supply

2.3



**Down -41%**  
Vs. Year Ago

### Months Of Supply



### New Listings & Current Contracts

This month there were 111 homes newly listed for sale in Richmond compared to 74 in March 2020, an increase of 50%.

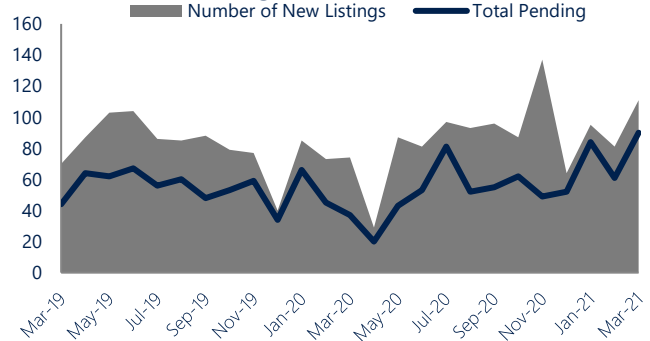
There were 90 current contracts pending sale this March compared to 37 a year ago. The number of current contracts is 143% higher than last March.

### Months of Supply

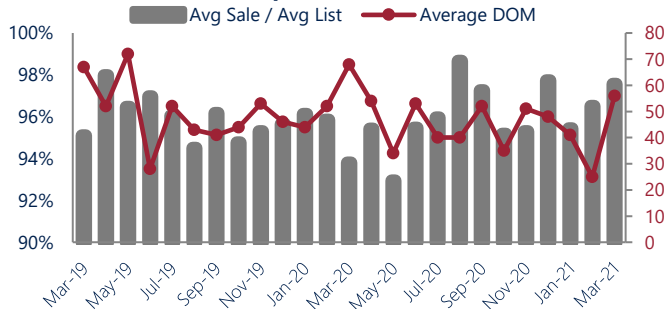
In March, there was 2.3 months of supply available in Richmond, compared to 3.8 in March 2020. That is a decrease of 41% versus a year ago.

Months of supply is calculated by dividing current inventory by current sales. It indicates how many months would be needed to sell all of the inventory available at the current rate of demand.

### New Listings & Current Contracts



### Sale Price/ List Price & DOM



### Sale Price to List Price Ratio

In March, the average sale price in Richmond was 97.6% of the average list price, which is 3.8% higher than at this time last year.

### Days On Market

This month, the average number of days on market was 56, lower than the average last year, which was 68, a decrease of 18%.



Richmond are defined as properties listed in zip code/s 19134.

\*Detached, Attached, and Condo varies by local area Multiple Listing Service (MLS) definition. For more information regarding your specific market, contact one of Long & Foster's knowledgeable and experienced sales associates.

Information included in this report is based on data supplied by BRIGHTMLS and its member Association(s) of REALTORS, who are not responsible for its accuracy. Does not reflect all activity in the marketplace. Information contained in this report is deemed reliable but not guaranteed, should be independently verified, and does not constitute an opinion of BRIGHTMLS or Long & Foster Real Estate, Inc.

