



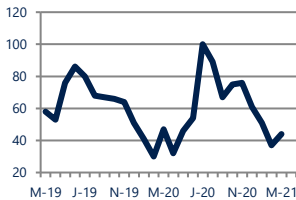
## Focus On: Lansdale Housing Market

March 2021

Zip Code(s): 19446 and 19490

### Units Sold

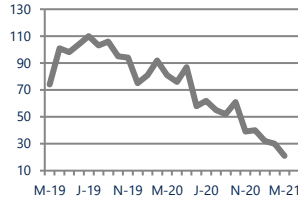
44



Down -6%  
Vs. Year Ago

### Active Inventory

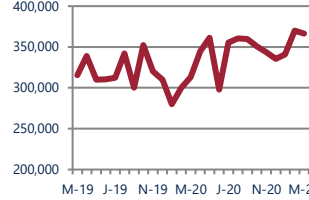
21



Down -74%  
Vs. Year Ago

### Median Sale Price

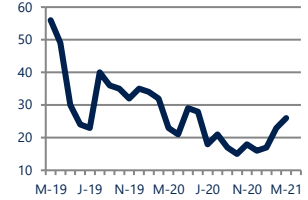
\$366,200



Up 17%  
Vs. Year Ago

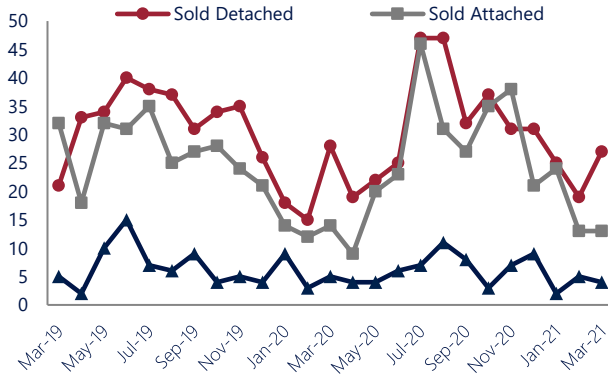
### Days On Market

26



Up 13%  
Vs. Year Ago

### Units Sold\*



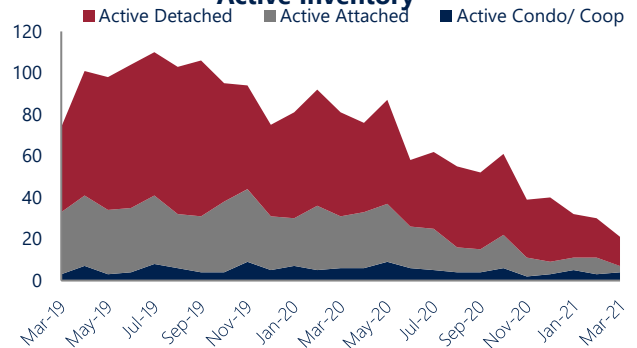
### Units Sold

There was an increase in total units sold in March, with 44 sold this month in Lansdale versus 37 last month, an increase of 19%. This month's total units sold was lower than at this time last year, a decrease of 6% versus March 2020.

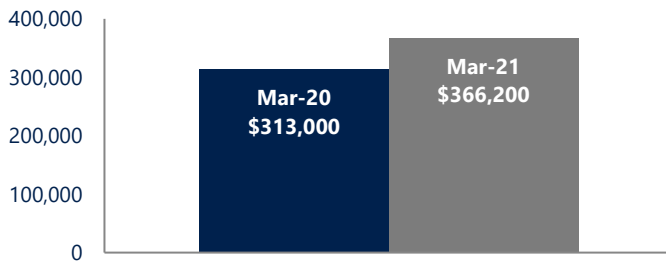
### Active Inventory

Versus last year, the total number of homes available this month is lower by 60 units or 74%. The total number of active inventory this March was 21 compared to 81 in March 2020. This month's total of 21 is lower than the previous month's total supply of available inventory of 30, a decrease of 30%.

### Active Inventory\*



### Median Sale Price



### Median Sale Price

Last March, the median sale price for Lansdale Homes was \$313,000. This March, the median sale price was \$366,200, an increase of 17% or \$53,200 compared to last year. The current median sold price is 1% lower than in February.

Median sale price is the middle sale price in a given month. The same number of properties are above & below the median.

Lansdale are defined as properties listed in zip code/s 19446 and 19490.

\*Detached, Attached, and Condo varies by local area Multiple Listing Service (MLS) definition. For more information regarding your specific market, contact one of Long & Foster's knowledgeable and experienced sales associates. Information included in this report is based on data supplied by BRIGHTMLS and its member Association(s) of REALTORS, who are not responsible for its accuracy. Does not reflect all activity in the marketplace. Information contained in this report is deemed reliable but not guaranteed, should be independently verified, and does not constitute an opinion of BRIGHTMLS or Long & Foster Real Estate, Inc.





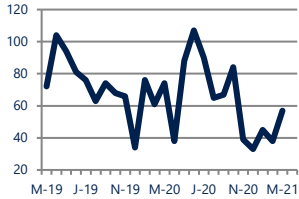
## Focus On: Lansdale Housing Market

March 2021

Zip Code(s): 19446 and 19490

### New Listings

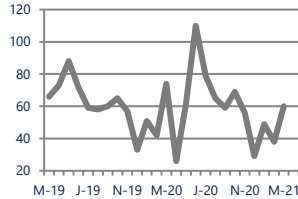
57



Down -23%  
Vs. Year Ago

### Current Contracts

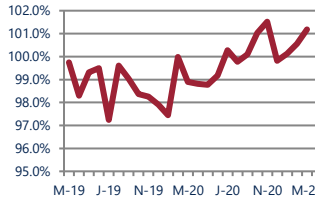
60



Down -19%  
Vs. Year Ago

### Sold Vs. List Price

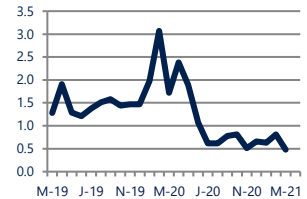
101.2%



Up 2.3%  
Vs. Year Ago

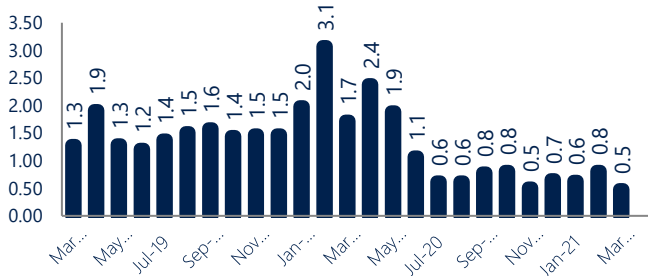
### Months of Supply

0.5



Down -72%  
Vs. Year Ago

### Months Of Supply



### Months of Supply

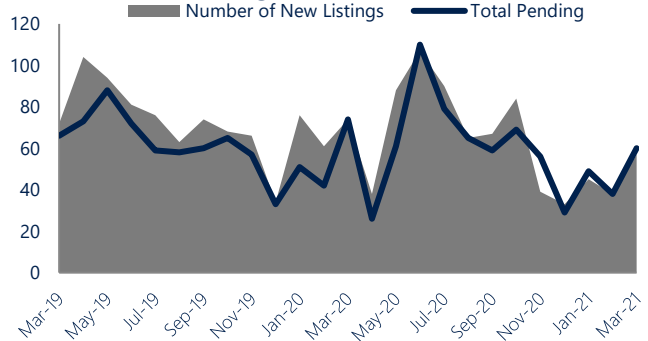
In March, there was 0.5 months of supply available in Lansdale, compared to 1.7 in March 2020. That is a decrease of 72% versus a year ago.

Months of supply is calculated by dividing current inventory by current sales. It indicates how many months would be needed to sell all of the inventory available at the current rate of demand.

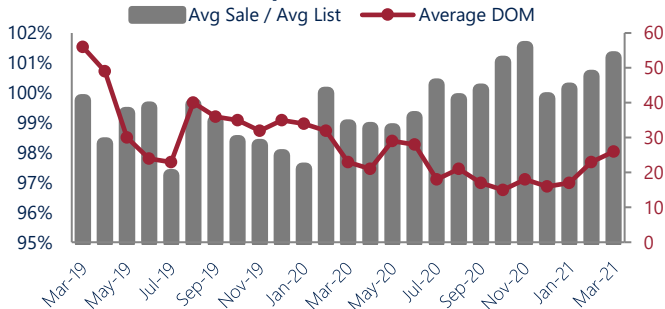
### New Listings & Current Contracts

This month there were 57 homes newly listed for sale in Lansdale compared to 74 in March 2020, a decrease of 23%. There were 60 current contracts pending sale this March compared to 74 a year ago. The number of current contracts is 19% lower than last March.

### New Listings & Current Contracts



### Sale Price/ List Price & DOM



### Sale Price to List Price Ratio

In March, the average sale price in Lansdale was 101.2% of the average list price, which is 2.3% higher than at this time last year.

### Days On Market

This month, the average number of days on market was 26, higher than the average last year, which was 23, an increase of 13%.



Lansdale are defined as properties listed in zip code/s 19446 and 19490.

\*Detached, Attached, and Condo varies by local area Multiple Listing Service (MLS) definition. For more information regarding your specific market, contact one of Long & Foster's knowledgeable and experienced sales associates.

Information included in this report is based on data supplied by BRIGHTMLS and its member Association(s) of REALTORS, who are not responsible for its accuracy. Does not reflect all activity in the marketplace. Information contained in this report is deemed reliable but not guaranteed, should be independently verified, and does not constitute an opinion of BRIGHTMLS or Long & Foster Real Estate, Inc.

