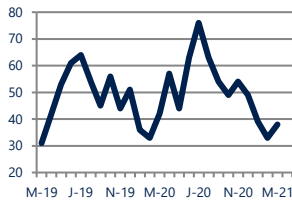




Zip Code(s): 08033, 08106 and 08035

Units Sold

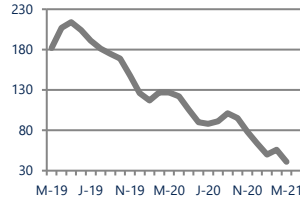
38



Down -10%
Vs. Year Ago

Active Inventory

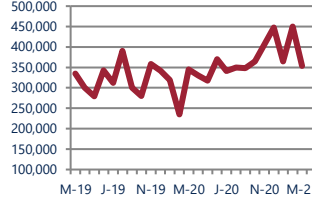
41



Down -68%
Vs. Year Ago

Median Sale Price

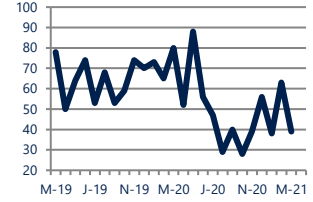
\$353,750



Up 3%
Vs. Year Ago

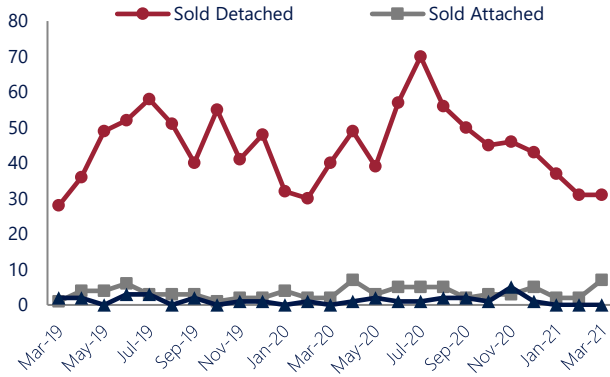
Days On Market

39



Down
Vs. Year Ago

Units Sold*



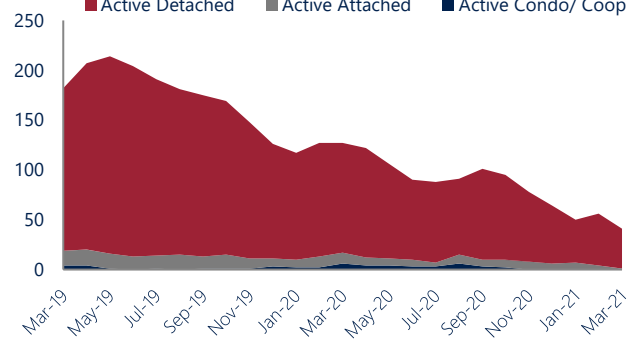
Units Sold

There was an increase in total units sold in March, with 38 sold this month in Haddonfield, Audubon, and Haddon Heights versus 33 last month, an increase of 15%. This month's total units sold was lower than at this time last year, a decrease of 10% versus March 2020.

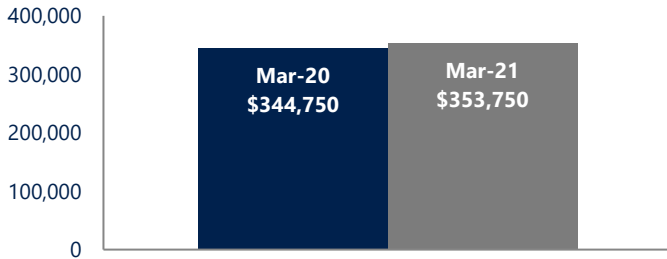
Active Inventory

Versus last year, the total number of homes available this month is lower by 86 units or 68%. The total number of active inventory this March was 41 compared to 127 in March 2020. This month's total of 41 is lower than the previous month's total supply of available inventory of 56, a decrease of 27%.

Active Inventory*



Median Sale Price



Median Sale Price

Last March, the median sale price for Haddonfield, Audubon, and Haddon Heights Homes was \$344,750. This March, the median sale price was \$353,750, an increase of 3% or \$9,000 compared to last year. The current median sold price is 21% lower than in February.

Median sale price is the middle sale price in a given month. The same number of properties are above & below the median.



Haddonfield, Audubon, and Haddon Heights are defined as properties listed in zip code/s 08033, 08106 and 08035.

*Detached, Attached, and Condo varies by local area Multiple Listing Service (MLS) definition. For more information regarding your specific market, contact one of Long & Foster's knowledgeable and experienced sales associates. Information included in this report is based on data supplied by BRIGHTMLS and its member Association(s) of REALTORS, who are not responsible for its accuracy. Does not reflect all activity in the marketplace. Information contained in this report is deemed reliable but not guaranteed, should be independently verified, and does not constitute an opinion of BRIGHTMLS or Long & Foster Real Estate, Inc.

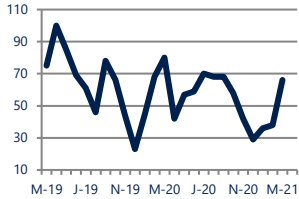




Zip Code(s): 08033, 08106 and 08035

New Listings

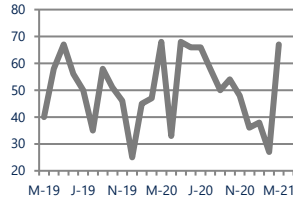
66



Down -18%
Vs. Year Ago

Current Contracts

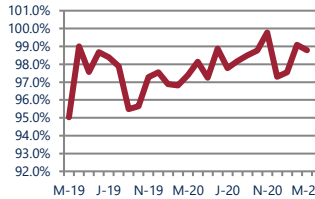
67



Down -1%
Vs. Year Ago

Sold Vs. List Price

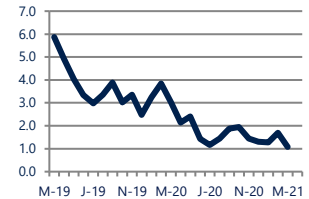
98.8%



Up 1.4%
Vs. Year Ago

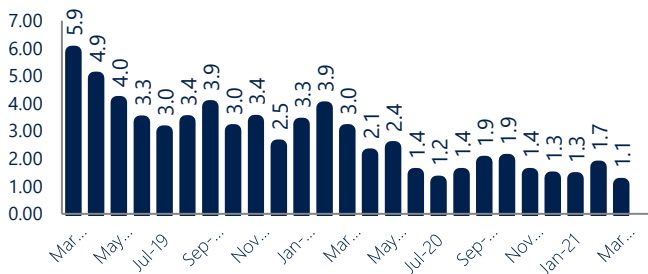
Months of Supply

1.1



Down -64%
Vs. Year Ago

Months Of Supply



Months of Supply

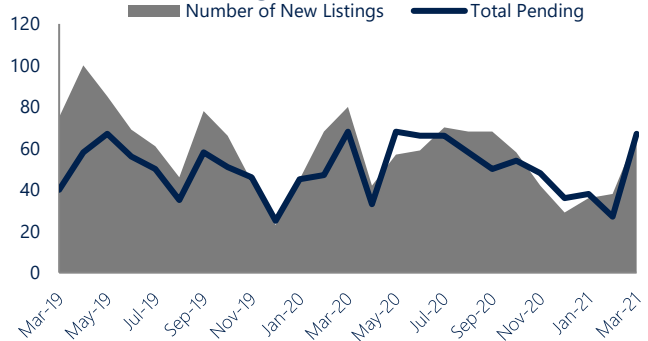
In March, there was 1.1 months of supply available in Haddonfield, Audubon, and Haddon Heights, compared to 3.0 in March 2020. That is a decrease of 64% versus a year ago.

Months of supply is calculated by dividing current inventory by current sales. It indicates how many months would be needed to sell all of the inventory available at the current rate of demand.

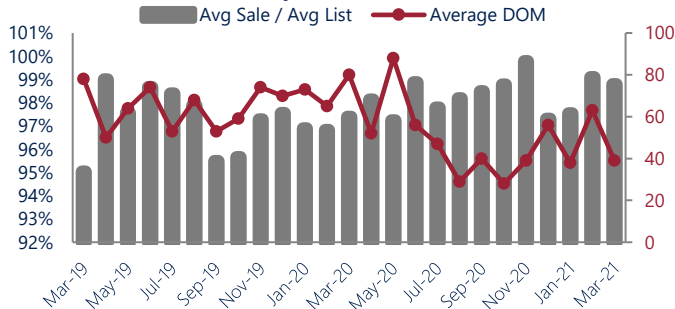
New Listings & Current Contracts

This month there were 66 homes newly listed for sale in Haddonfield, Audubon, and Haddon Heights compared to 80 in March 2020, a decrease of 18%. There were 67 current contracts pending sale this March compared to 68 a year ago. The number of current contracts is 1% lower than last March.

New Listings & Current Contracts



Sale Price/ List Price & DOM



Sale Price to List Price Ratio

In March, the average sale price in Haddonfield, Audubon, and Haddon Heights was 98.8% of the average list price, which is 1.4% higher than at this time last year.

Days On Market

This month, the average number of days on market was 39, lower than the average last year, which was 80. This decrease was impacted by the limited number of sales.



Haddonfield, Audubon, and Haddon Heights are defined as properties listed in zip code/s 08033, 08106 and 08035.

*Detached, Attached, and Condo varies by local area Multiple Listing Service (MLS) definition. For more information regarding your specific market, contact one of Long & Foster's knowledgeable and experienced sales associates.

Information included in this report is based on data supplied by BRIGHTMLS and its member Association(s) of REALTORS, who are not responsible for its accuracy. Does not reflect all activity in the marketplace. Information contained in this report is deemed reliable but not guaranteed, should be independently verified, and does not constitute an opinion of BRIGHTMLS or Long & Foster Real Estate, Inc.

