



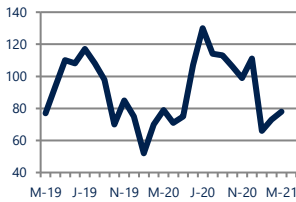
**Focus On: Westminster and Taneytown Housing Market**

March 2021

Zip Code(s): 21157, 21158 and 21787

**Units Sold**

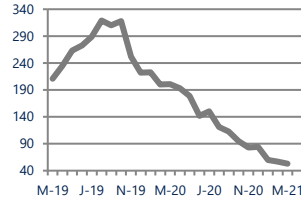
**78**



**Down -1%**  
Vs. Year Ago

**Active Inventory**

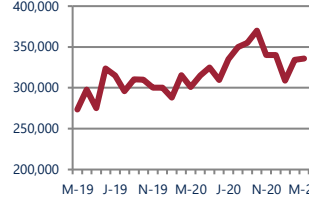
**53**



**Down -74%**  
Vs. Year Ago

**Median Sale Price**

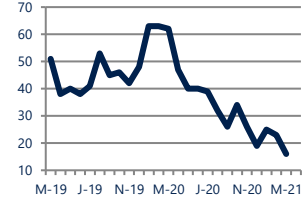
**\$335,850**



**Up 12%**  
Vs. Year Ago

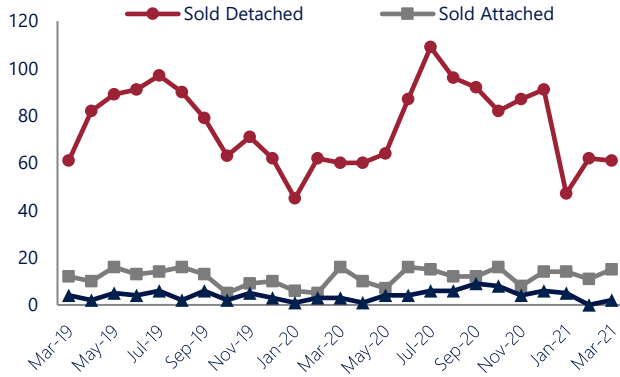
**Days On Market**

**16**



**Down -74%**  
Vs. Year Ago

**Units Sold\***



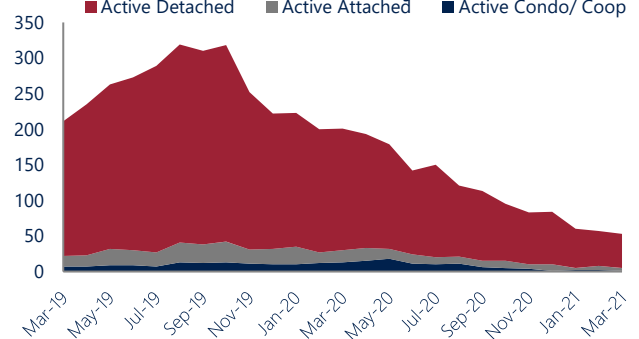
**Units Sold**

There was an increase in total units sold in March, with 78 sold this month in Westminster and Taneytown versus 73 last month, an increase of 7%. This month's total units sold was lower than at this time last year, a decrease of 1% versus March 2020.

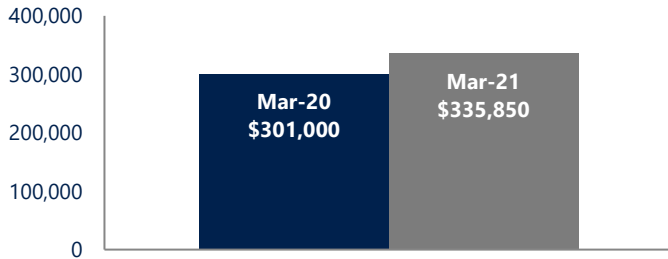
**Active Inventory**

Versus last year, the total number of homes available this month is lower by 148 units or 74%. The total number of active inventory this March was 53 compared to 201 in March 2020. This month's total of 53 is lower than the previous month's total supply of available inventory of 57, a decrease of 7%.

**Active Inventory\***



**Median Sale Price**



**Median Sale Price**

Last March, the median sale price for Westminster and Taneytown Homes was \$301,000. This March, the median sale price was \$335,850, an increase of 12% or \$34,850 compared to last year. The current median sold price is approximately the same as the median price in February.

Median sale price is the middle sale price in a given month. The same number of properties are above & below the median.

Westminster and Taneytown are defined as properties listed in zip code/s 21157, 21158 and 21787.

\*Detached, Attached, and Condo varies by local area Multiple Listing Service (MLS) definition. For more information regarding your specific market, contact one of Long & Foster's knowledgeable and experienced sales associates. Information included in this report is based on data supplied by BRIGHTMLS and its member Association(s) of REALTORS, who are not responsible for its accuracy. Does not reflect all activity in the marketplace. Information contained in this report is deemed reliable but not guaranteed, should be independently verified, and does not constitute an opinion of BRIGHTMLS or Long & Foster Real Estate, Inc.





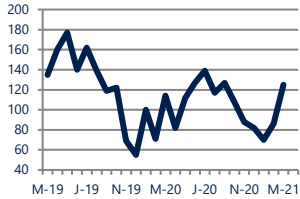
## Focus On: Westminster and Taneytown Housing Market

March 2021

Zip Code(s): 21157, 21158 and 21787

### New Listings

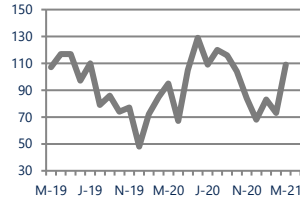
125



**Up 10%**  
Vs. Year Ago

### Current Contracts

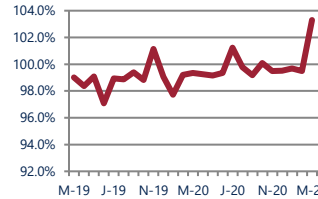
109



**Up 15%**  
Vs. Year Ago

### Sold Vs. List Price

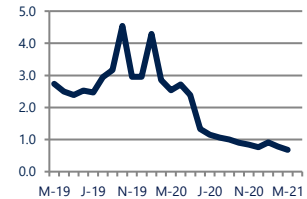
103.3%



**Up 4%**  
Vs. Year Ago

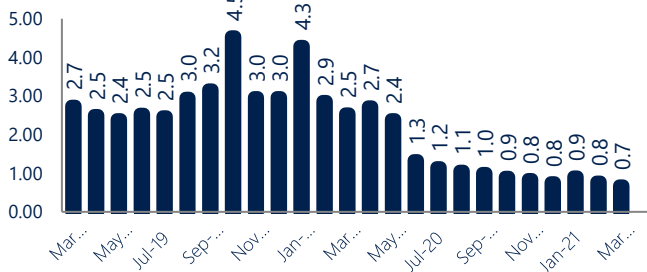
### Months of Supply

0.7



**Down -73%**  
Vs. Year Ago

### Months Of Supply



### Months of Supply

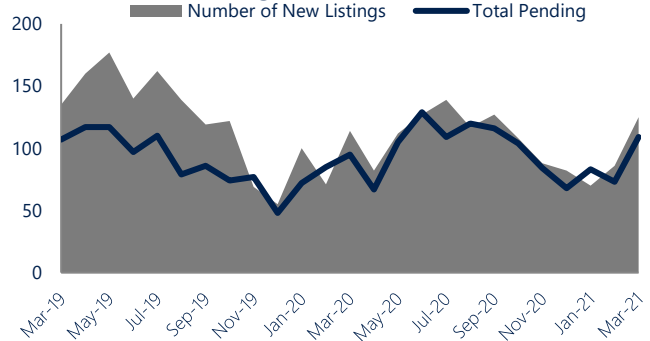
In March, there was 0.7 months of supply available in Westminster and Taneytown, compared to 2.5 in March 2020. That is a decrease of 73% versus a year ago.

Months of supply is calculated by dividing current inventory by current sales. It indicates how many months would be needed to sell all of the inventory available at the current rate of demand.

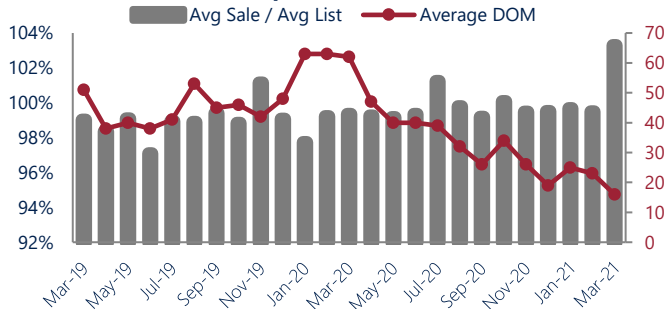
### New Listings & Current Contracts

This month there were 125 homes newly listed for sale in Westminster and Taneytown compared to 114 in March 2020, an increase of 10%. There were 109 current contracts pending sale this March compared to 95 a year ago. The number of current contracts is 15% higher than last March.

### New Listings & Current Contracts



### Sale Price/ List Price & DOM



### Sale Price to List Price Ratio

In March, the average sale price in Westminster and Taneytown was 103.3% of the average list price, which is 3.9% higher than at this time last year.

### Days On Market

This month, the average number of days on market was 16, lower than the average last year, which was 62, a decrease of 74%.

Westminster and Taneytown are defined as properties listed in zip code/s 21157, 21158 and 21787.

\*Detached, Attached, and Condo varies by local area Multiple Listing Service (MLS) definition. For more information regarding your specific market, contact one of Long & Foster's knowledgeable and experienced sales associates.

Information included in this report is based on data supplied by BRIGHTMLS and its member Association(s) of REALTORS, who are not responsible for its accuracy. Does not reflect all activity in the marketplace. Information contained in this report is deemed reliable but not guaranteed, should be independently verified, and does not constitute an opinion of BRIGHTMLS or Long & Foster Real Estate, Inc.